

# UNIT I - EXAMINING SELF

- Naming Words
- Articles

- Picture board Activity
- Two Little Kittens
- Videos
- Take your place - warm-up activity
- Reach the Right Corner Activity
- The Ant and The Grasshopper



**a an the**

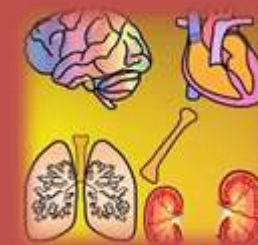
**SKILLS-** Listening, Speaking, Reading, Writing, Thinking, Observational

**DOMINANT SKILL-** Reading



- Self Introduction
- Sense Organs
- External Body Parts
- Internal Organs

- Identify then categorize internal and external organs
- Label the internal body organs
- Pasting the Body Parts
- **Human Body Clay (Art Integration)**
- Glitter game
- Group Game - Good and Bad habits



**SKILLS-** Observation, Understanding, Reasoning, Environmental Sensitivity

**DOMINANT SKILL-** Reasoning

**ENGLISH**

**EVS**

**MATH**

**HINDI**

- Place Value
- Numbers



- Abacus sheet
- Place your Position
- Number Hunting
- Rolling the Glass Activity
- **Roman No.s Matchsticks (Art Integration)**
- Star and flower paper cutting activity
- Activity using Dienes Block
- Snakes and Ladder Game

**SKILLS-** Observational Logical Application

**DOMINANT SKILL-** Application

**संज्ञा**

**संज्ञा के फूल (art integration)**

पाठ - प्यारा प्लूटो  
समाचार पत्र चित्र गतिविधि



वाचन, श्रवण, मनन, लेखन,  
अवलोकन, अभिव्यक्ति

## OBJECTIVES TO BE ACHIEVED

### Learning Objectives:-



The students will be able to.....

- \* Identify internal and external organs.
- \* Observe carefully and **develop reasoning** about internal and external body parts .
- \* Converse and speak confidently about internal and external organs.
- \* Learn that body parts are also naming words.
- \* Understand that articles are used before nouns.
- \* **Enhance reading** by finding proper and common nouns from the given text.
- \* Listen to the instruction and follow them.
- \* Listen attentively to others view point.
- \* Know general facts about body, including number of bones, number of fingers etc.
- \* Observe the changes that occur during the growth and development of human beings.
- \* Understand the quantity in terms of more or less.
- \* **Apply** the understanding and use the terminology - greater, smaller, bigger and equal to in daily life.
- \* Inculcate the habit to take care of their internal and external body parts by following good habits for their personal hygiene
- \* Understand the importance of exercise to keep their external organs fit and importance of healthy diet for internal organs.



### Behavioural Objectives: -



The students will be able to.....

- \* Be more conscious about their personal hygiene and encourage others also for the same.
- \* Follow the proper exercise and diet plan to keep themselves fit and healthy.
- \* Recognize the importance of body parts and be sensitized towards those who are physically challenged.
- \* Understand that every object has its own name.
- \* Apply the concept of numbers in the daily routine situations which demand the use of the same.
- \* Sequence the objects from bigger to smaller and vice-versa.
- \* Apply the learning in day to day life.

**CHOITHRAM SCHOOL, MANIK BAGH  
ANNUAL CURRICULUM PLAN**

**TARGET GROUP: PRIMARY  
CLASS/LEVEL: II**

**TERM I –(JUNE- OCTOBER)  
MONTH: JUNE – JULY (UNIT : 1 )**

Subject	Topic	Learning/behavioral Objectives	Skills/ Values	Un Sustainab le Goals	Resources/ Teaching Aids	Activities/Process	Special Talk/Parents' Involvement/ Field trip	Assessment	Learning outcome
MATHS	PLACE VALUE	<p><b>OBJECTIVES –</b> <b>Specific Learning Objectives:-</b> The students will be able to..... *understand the concept of place value with the position of digits in a number. *read, write, and identify the place value of each digit in a three-digit number. *understand that the three digits of a three-digit number represent quantities of hundreds, tens, and ones; e.g. 706 equals to 7 hundreds, 0 ten and 6 ones. * develop the ability to read and write any three digit number up to 999. *tell the biggest and smallest numbers among the given numbers. *understand that changing the place of digits in a number will lead to change in their value.</p> <p><b>Behavioral Objectives:-</b> * Apply the concept of numbers in the daily routine situations which demand the use of the same. * Dienes Block game would encourage students to learn by doing. * learn that every person and thing is significant like digit 0.</p>	Observational Logical Application		<p>Flash Cards Dienes Blocks Abacus Video Links Worksheets <a href="https://www.youtube.com/watch?v=fshyCNqHlbw">https://www.youtube.com/watch?v=fshyCNqHlbw</a>  <a href="https://www.youtube.com/watch?v=0T-E4FW6GDQ">https://www.youtube.com/watch?v=0T-E4FW6GDQ</a>  <a href="https://www.youtube.com/watch?v=KYovkq7oeRA">https://www.youtube.com/watch?v=KYovkq7oeRA</a></p>	<p>Discussion  Abacus sheet  Place your Position  Activity using Dienes Blocks</p>		<p>Observation  *Worksheets  *Activities</p>	<p>The students will be able to.....  * read and write 3 digit numbers using the knowledge to place the numbers in their proper position.  * develop the aptitude of putting numbers in groups of Hundreds, Tens and Ones.  * read and write any three digit numbers up to 999.  * make out that the position of a digit changes the value of a number.</p>
	Numbers	<p><b>OBJECTIVES –</b> <b>Specific Learning Objectives</b> Students will be able to..... *understand forward and backward counting, missing numbers and more or less than numbers.(understanding) * compare two numbers between 0 and 999, using symbols (&gt;, &lt;, or =) and words (greater than, less than, or equal to).(understanding, application) * to write the number in expanded form as well as in short form *Expand the numbers with respect to place value.(knowledge) * get acquainted with Roman numbers and their conversion into simple numerals. * develop number concept and application skills.(application) Behavioral Objectives:-</p>	Skills/ Values  Observational Analytical Application		<p>Resources/ Teaching Aids</p> <p>Video links Snakes and Ladder Game  Number Slips Large Cards Matchsticks Newspaper <u>Alligator Greater Than, Less Than Song</u> Video Ascending and Descending Order-  <a href="https://www.youtube.com/watch?v=0T-E4FW6GDQ">https://www.youtube.com/watch?v=0T-E4FW6GDQ</a></p>	<p>Activities/Process</p> <p>Snakes and Ladder Game  Number Hunting  Note Book work and sheets  HOME ASSIGNMENT - Newspaper cutting Matchstick Activity (Art Integration) Rolling the glass We can create</p>		<p>Assessment</p> <p>Observation  *Worksheets  *Activities</p>	<p>Learning outcome</p> <p>Students will .....  * write forward and backward counting, missing numbers and more or less than numbers.  * use symbols (&gt;, &lt;, or =) perfectly.  * place the numbers from bigger to smaller and also from smaller to bigger.  *Expand the numbers accurately.</p>

		<p>Students will be able to.....</p> <ul style="list-style-type: none"> <li>* understand the quantity more or less.</li> <li>*use the terminology – greater, smaller, bigger and equal to in daily life.</li> <li>* Use the concept of expansion in daily life operation (when buying things from a shop 10+5 etc.)</li> <li>* sequence the objects from bigger to smaller and vice-versa</li> </ul>			<p><a href="https://www.youtube.com/watch?v=Ji0tuVmezgl">.com/watch?v=Ji0tuVmezgl</a> Video – <a href="https://www.youtube.com/watch?v=Kpj7Rt2qT6o">https://www.youtube.com/watch?v=Kpj7Rt2qT6o</a></p>			<p>* Will be able to identify and write Roman numbers till 30.</p>	
<b>ENGLISH</b>	<b>Naming words</b>	<p><b>OBJECTIVES –</b></p> <p><b>Specific Learning Objectives:-</b> The students will be able to.....</p> <ul style="list-style-type: none"> <li>*recapitulate the naming words by answering the general questions asked by the teacher. (Knowledge)</li> <li>*they will understand the four categories of naming words which will be chalked down on the board by the teacher based on their answers.</li> <li>*identify naming words in sentences. (Knowledge) give their own examples of nouns. (understanding) put different naming words in proper categories. (application)</li> <li>*understand and differentiate between two types of nouns as common &amp; proper noun with the help of activity and while reading and underlining different words in the chapter. (understanding &amp; application)</li> <li>learn that proper nouns are always written as first letter capital in English. (knowledge)</li> <li>distinguish between common &amp; proper nouns. (understanding)</li> </ul> <p>Behavioural Objectives: - To understand that every object has its own name To develop sense of observation To learn to categorize things on the basis of their names</p>	<b>Skills-</b>  Listening, Speaking, Reading, Writing, Thinking, Observationa		<b>Resources/ Teaching Aids</b>  picture cutouts, videos, flash cards, practice sheet, worksheet	<b>Activities/Process</b>  1.Name,place,animal,thing blackboard game-recapitulation activity  <b>2.</b> Picture board activity.  3. Notebook: - Explanation of naming words with examples.  4. Ls. Two Little Kittens- Circle the common nouns & double underline the proper nouns		<b>Assessment</b>  Observation *Worksheets *Activities	<b>Learning outcome</b>  The students will be able to.....  identify the naming words in a sentence. I  categorize the types of nouns (person, place, thing and animal)  pick different examples from real life  distinguish between common & proper noun
	<b>Articles</b>	<p><b>OBJECTIVES –</b></p> <p><b>Specific Learning Objectives:-</b> Students will be able to</p> <ul style="list-style-type: none"> <li>* identify articles (knowledge)</li> <li>* name the articles a, an, and the. (knowledge)</li> <li>* recognize that articles are always used with nouns. (knowledge) * identify in the given sentences the use of articles ( reading the chapter) and using articles properly while writing the sentences. (Understanding and application).</li> </ul> <p>Behavioural Objectives- Students will be able to</p> <ul style="list-style-type: none"> <li>* apply standard grammar and usage to communicate clearly and effectively in writing</li> </ul>	<b>Skills-</b>  Listening Speaking Reading Writing		<b>Resources/ Teaching Aids</b>  Video Picture cards Flash cards worksheet	<b>Activities/Process</b>  1.Take your place - warm-up activity  2. Video links  3.Reach the right corner activity  <b>4.Textbook Work</b> Ls- The Ant and the Grasshopper, reading the chapter, articles would be marked accordingly ( <b>circle</b> for 'a', <b>cloud</b> for 'an' & <b>rectangle</b> for 'the')		<b>Assessment</b>  Observation *Worksheets *Activities	<b>Learning outcome</b>  Students will * be acquainted with the articles (a, an and the), can give examples.  * understand the relationship of articles with nouns.  * frame the sentences with correct usage of articles.

Hindi	संज्ञा	OBJECTIVES – सामान्य उद्देश्य- संज्ञा शब्दों से परिचित करना। *छत्रों से सामान्य प्रश्न पूछ कर उनसे प्राप्त उत्तरों के द्वारा संज्ञा शब्दों से परिचित करना। *वर्ग के आधार पर संज्ञा शब्दों की पहचान करना। पाठ में आए संज्ञा शब्दों की पहचान करना। संज्ञा शब्दों का वर्गीकरण करना। विद्यार्थी द्वारा स्वयं समझकर उदाहरण देना। <u>व्यवहारिक उद्देश्य</u> वाचन का अभ्यास। वर्गीकरण (प्राणी, वस्तु, स्थान, व्यक्ति) की क्षमता का विकास। श्रवण कौशल में विकास। अवलोकन की प्रकृति का विकास।	Skills- वाचन, श्रवण, मनन, लेखन, अवलोकन, अभिव्यक्ति	Resources/ Teaching Aids <u>विडियो-</u> <a href="https://www.youtube.com/watch?v=aSx5D6AOo9A">https://www.youtube.com/watch?v=aSx5D6AOo9A</a> (हिन्दी- संज्ञा नगर की सैर)	Activities/Process Activity-1 पाठ - प्यारा प्लूटो Activity-2 प्रत्येक शब्द के लिए दो-दो संज्ञा शब्द लिखिए- 1 शहर - 2 फल - 3 सब्जी- 4 सहायक- Activity-3 समाचार पत्र से शीर्षक समाचार को काटकर अपनी उत्तर पुस्तिका में चिपकाइए व उनमें आए संज्ञा शब्दों पर गोला लगाइए। Activity-4 संज्ञा के फूल- Art integrated	Assessment अभ्यास पत्रक गतिविधि अवलोकन	Learning outcome विद्यार्थी - संज्ञा शब्दों की पहचान कर सकेंगे। पाठ में आए संज्ञा शब्दों की पहचान कर सकेंगे। संज्ञा शब्दों का वर्गीकरण कर सकेंगे। स्वयं समझ कर उदाहरण दे सकेंगे। . अपने आस पास की वस्तुओं का अवलोकन कर संज्ञा शब्दों के उदाहरण प्रस्तुत कर सकेंगे।
EVS	MY BODY	OBJECTIVES – Specific Learning Objectives:- The students will be able to..... *recapitulate the function of five sense organs (ears, eyes, tongue, skin and nose) (with the help of a group activity) *familiar with the term organ as a body part. (understanding) * tell some specific body parts introduced to them with the help of an activity. like eyelash, chest, forehead, palm, knuckles etc. *understand the organs which are visible outside the body are external body parts. * differentiate and categorize between the internal and external organs. – [understanding & application] * list the different external body organs. Eg. leg, hand, head, shoulder etc. [knowledge & understanding] *(with the help of model reading, explanation and solving practice sheet in the class) they will be able to differentiate and categorize between the internal and external organs. – [understanding & application] *(with the help of an activity) familiarize with the	Skills- Observation, Knowledge, Understanding & Reasoning, Env. Sensitivity	Resources/ Teaching Aids Videos Pictures Description card Glitters Practice sheet Worksheet	Activities/Process 1. External body parts: Students will be divided in groups and each group will have a card with a body part description, and they are required to work together and guess the word. Example: ◆ "They are in front of your eyes" = "eyelashes" 2. Internal body organs and their function: Video will be shown to the students. <a href="https://www.youtube.com/watch?v=bXQV2JZbSaQ">https://www.youtube.com/watch?v=bXQV2JZbSaQ</a> (functions of internal organs) 3. Textbook reading and	Assessment Observation *Worksheets *Activities	Learning outcome The students will be able to..... - explain the role of sense organs. - identify and compare between external and internal organs. - know about the functions and importance of various internal organs. - work on the routine they follow in order to keep themselves fit and healthy. - recognize the changes that take place during the process of growth and development

		<p>functions of each body part i.e. internal as well as external part. – [knowledge &amp; understanding]  *understand the importance of keeping their body parts clean. (with help of video)– [knowledge &amp; understanding]  *observe the changes that occur during the growth and development of human beings. – [knowledge]  *Inculcate the habit to take care of their internal and external body parts by following good habits for their personal hygiene as well as importance of exercise to keep their external organs fit and importance of healthy diet for internal organs.</p> <p><b>Behavioural Objectives: -</b>  Students will be able to.....  *be more conscious about their personal hygiene and encourage others also for the same.  *follow the proper exercise and diet plan to keep themselves fit and healthy.  *recognize the importance of body parts and be sensitized towards those who are physically challenged.</p>				<p>explanation will be done internal and external organs shown in a practice sheet</p> <p>4. More about Sense Organs</p> <p>5. glitter game</p> <p>6.Group Game – good n bad habits</p> <p>7. Students will be asked to make a human body using clay on a sheet and label the body parts.- Art integrated</p>			
--	--	---	--	--	--	---	--	--	--

## Unit II - My Family Hugs

### ENGLISH

Genders  
Pronoun  
Singular Plural

**SKILLS-** Writing,  
Thinking, Speaking,  
Reading, Listening

**DOMINANT SKILL-**  
Thinking and speaking

- \*Lion's party activity
- \*Videos
- \*Composition
- \*The Day the Sun Went Hiding
- \*Common gender scrapbook (Art Integartion) activity
- \*Sentence Frolic
- \*A Talk without Pronoun
- \*The Jackal and the Lions
- \*Ice cream Cone Activity
- \* Fidling With 'f' and 'fe'

### EVS

My Family

#### **SKILLS-**

Understanding  
Observation,  
Reasoning Env.  
Sensitivity

**DOMINANT SKILL-**  
Understanding

- \*Videos
- \*Difference between Families
- \*Relations (through riddles)
- \*Paternal and Maternal Chart
- \*Palm activity (Art Integartion)
- \*Role Play
- \*Importance of family (story based on an orphan)

### MATH

Odd and Even Numbers  
Addition

#### **SKILLS-**

Application  
Observational,  
Analytical, Logical,  
Calculation

**DOMINANT SKILL-**

- Even Pairs
- Shake the Dice
- Counting the Beans
- Ruler Line
- The Chain Game
- Dienes Blocks
- Word Problems with Pictures and stories

### HINDI

वचन  
लिंग  
सर्वनाम

**SKILLS-** वाचन  
श्रवण मनन  
लेखन अवलोकन  
अभिव्यक्ति

- \*पाठ्यपुस्तक
- \*रस्साकशी खेल
- \* कविता - हुमसे सब कहते
- \* चिट खेल

## OBJECTIVES TO BE ACHIEVED

### Learning Objectives:-



The students will be able to.....

- \* Know the types of families (small, big and joint family).
- \* **Understand** the term relatives.
- \* **Understand** the relation of family members with respect to one another.
- \* **Think and speak** about the qualities and role of family members in a better way.
- \* Understand maternal and paternal relations.
- \* **Tell** the opposite gender name for various relations.
- \* Know various pronouns used for me and people I know or my relatives.
- \* Identify masculine and feminine genders in a sentence and use appropriate pronouns for it.
- \* Apply correct rule of changing singular noun to plural noun.
- \* **Speak** about their role in the family.
- \* Apply the concept of odd and even in the daily routine situations.
- \* Can apply addition and **calculation** in real life situations.



### Behavioural Objectives: -



The students will be able to.....

- \* realize the value and importance of the family.
- \* develop the value of respect, love, care and sharing.
- \* inculcate the quality of togetherness.
- \* use correct form while speaking or writing English
- \* gender inequality or discrimination should not be there and both the genders have equal importance.




MONTH: AUGUST (UNIT - 2)

Subject	Topic	Learning/behavioral Objectives	Skills/ Values	Un Sustainable Goals	Resources/ Teaching Aids	Activities/Process	Special Talk/ Parents'	Assessment	Learning outcome
Math	Odd and Even Numbers	<p><b>Specific Learning Objectives:</b> Students will be able to.....</p> <ul style="list-style-type: none"> <li>develop the understanding that one's digit of an even number can be either 0,2,4,6,8 and an odd number can be 1,3,5,7,9.(knowledge)</li> <li>understand that numbers which can form pairs are even numbers while the numbers which cannot are odd numbers.( Understanding)</li> <li>categorize odd and even numbers. (Application)</li> </ul> <p><b>Behavioral Objectives:</b> Students will be able to.....</p> <ul style="list-style-type: none"> <li>Apply the concept of odd and even in the daily routine situations.</li> <li>Develop the observation skill.</li> </ul>	Observational Analytical Application		<p>Video/song links Dice Mixed Beans Classroom items (chalk, pins etc)</p> <p>Grouping - <a href="https://www.youtube.com/watch?v=oesiNcpSuZc">https://www.youtube.com/watch?v=oesiNcpSuZc</a> <a href="https://www.youtube.com/watch?v=URi2A1xtDv4">https://www.youtube.com/watch?v=URi2A1xtDv4</a> Song odd/ even - <a href="https://www.youtube.com/watch?v=Ei19HMn1BxM">https://www.youtube.com/watch?v=Ei19HMn1BxM</a></p>	<ol style="list-style-type: none"> <li>Even Pairs</li> <li>Shake the Dice</li> <li>Counting the Beans</li> </ol>		<ul style="list-style-type: none"> <li>*Observation</li> <li>*Worksheets</li> <li>*Activities</li> </ul>	<p>Students will .....</p> <ul style="list-style-type: none"> <li>spot that "even" numbers</li> <li>categorize odd and even numbers</li> <li>demonstrate that an even number can be divided by 2</li> <li>demonstrate that an odd number cannot be divided by 2</li> <li>relate the concept of odd and even in the daily routine situations.</li> </ul>
Subject	Topic	Learning/behavioral Objectives	Skills/ Values	Un Sustainable Goals	Resources/ Teaching Aids	Activities/Process	Special Talk/ Parents'	Assessment	Learning outcome
	Addition	<p><b>Specific Learning Objectives:</b> Students will be able to.....</p> <ul style="list-style-type: none"> <li>know basic rules of addition. ( Knowledge)</li> <li>solve 3 digit addition sums with and without regrouping(application)</li> </ul> <p>*develop the ability to add the numbers using Dienes Block dice .(knowledge, application) *develop the thinking skills. ( Evaluation) *Arrange numbers in order as per its place value to add. (Analysis) * comprehend and solve story sums of addition (Analysis and application)</p> <p><b>Behavioral Objectives:-</b> *Understand and use the terms - add, plus, sum, total and addend. *Can apply addition in real life situations. * Develop the pace of calculation.</p>	Observational Logical Analytical Application Calculation		<p>Video links Ruler Dienes Blocks Dice Pictures of various objects</p> <p>Number Line Addition – Recap- <a href="https://www.youtube.com/watch?v=PJKD_cFvRM4">https://www.youtube.com/watch?v=PJKD_cFvRM4</a> Addition using Dienes Blocks- <a href="https://www.youtube.com/watch?v=66MkbfPdGc">https://www.youtube.com/watch?v=66MkbfPdGc</a></p>	<p>Ruler Line</p> <p>The Chain Game</p> <p>Dice game</p> <p>Dienes Blocks</p> <p>Word Problems with Pictures and stories</p>		<ul style="list-style-type: none"> <li>Observation</li> <li>Worksheets</li> <li>*Activities</li> </ul>	<p>Students will.....</p> <ul style="list-style-type: none"> <li>know basic addition</li> <li>solve 3 digit addition sums with and without regrouping</li> <li>build up the ability to add the numbers using Dienes Blocks and Mathemat</li> <li>develop and/or reinforce addition and mathematical thinking skills</li> <li>locate two numbers that equal a certain sum</li> <li>recognize and solve a variety of problems that involve addition</li> <li>value the use of addition in everyday life</li> </ul>

Subject	Topic	Learning/behavioral Objectives	Skills/ Values	Un Sustainable Goals	Resources/ Teaching Aids	Activities/Process	Special Talk/ Parents'	Assessment	Learning outcome
ENGLISH	Gender	<p><b>Specific Learning Objectives:</b> Students will be able to:</p> <ul style="list-style-type: none"> <li>Name genders (masculine/feminine) of different nouns. (<b>knowledge</b>)</li> <li>be familiar with common noun genders. (<b>knowledge</b>)</li> <li>Identify masculine and feminine genders in a sentence and use appropriate pronouns for it. (<b>Knowledge and application</b>)</li> <li>Know that only living beings have opposite genders. (knowledge)</li> <li>Understand that form of verb changes according to the gender in Hindi. (understanding)</li> </ul> <p><b>Behavioural Objectives: -</b> Students will be able to...</p> <ul style="list-style-type: none"> <li>apply the appropriate genders in speaking English.</li> <li>Gender inequality or discrimination should not be there and both the genders have equal importance.</li> <li>Observational and listening skills would be enhanced through the story 'Lion's party'.</li> <li>Use the correct form of the verb for that particular gender when it comes to Hindi.</li> </ul>	Listening Speaking Reading Writing Thinking		name slips worksheet flash cards video links <a href="https://youtu.be/TbbmRNZ16Bw">https://youtu.be/TbbmRNZ16Bw</a> <a href="https://youtu.be/gPhvHYG4lwK4">https://youtu.be/gPhvHYG4lwK4</a>	<p><b>Activity 1</b> - <b>Video link -</b> <a href="https://youtu.be/gPhvHYG4lwK4">https://youtu.be/gPhvHYG4lwK4</a> <b>The Lion's Party-</b> <a href="https://www.youtube.com/watch?v=X2SmUyzLB48">https://www.youtube.com/watch?v=X2SmUyzLB48</a> <b>Activity 2-</b> Common gender scrapbook activity.- Art Integration <b>Activity-3</b>Where is my partner?</p> <p><b>LESSON-</b> THE DAY THE SUN WENT HIDING</p>		Worksheet Activity	<p><b>Learning outcome</b></p> <p>The students will identify the genders.</p> <p>Know the opposite gender of nouns, given to them.</p> <p>Use the correct form of verb as per the given gender for Hindi.</p> <p>Realize equality</p>
	Pronoun	<p><b>OBJECTIVES –</b> <b>Specific Learning Objectives:</b> Students will be able to-</p> <ol style="list-style-type: none"> <li>Understand that pronouns are words that replace nouns in a sentence. (understanding)</li> <li>Recognize basic pronouns in context. (knowledge)</li> <li>Use them correctly in speaking and writing. (understanding &amp; application)</li> <li>develop the skill to convert noun into pronoun as and when required (application)</li> <li>make the sentence precise by the proper usage of pronoun (application)</li> <li>can relate pronouns with nouns and vice versa.</li> </ol>	Listening Speaking Reading Writing Thinking	<b>Un Sustainable Goals</b>	<p><b>Resources/ Teaching Aids</b> Placards, Various objects (balls, blocks, books, games)</p> <p>Pictures of proper nouns (famous people, places, and things)</p> <p>Sentence strips, coloured pronoun chits, flash cards, videos, practice sheets, worksheets <b>Links:-</b> <a href="https://youtu.be/ZY">https://youtu.be/ZY</a></p>	<p><b>Activities/Process</b></p> <p><b>Activity 1-</b>A Talk without Pronoun activity. <b>Activity- 2</b> Pronoun ice cream cone</p> <p>Ls- "The Jackal &amp; the Lions" Read the lesson &amp; shade the Pronouns. <b>Activity- 3</b> <b>ASSESSMENTS</b> "I am undercover" activity</p>		Assessment  Activity- "I am undercover" activity  Worksheet	<p><b>Learning outcome</b></p> <p>Students will... Understand that nouns can be replaced by suitable pronouns.</p> <p>Identify pronouns in the corresponding text.</p> <p>Use them in their written &amp; verbal expression.</p>

		7. understand the usage of similar pronouns like his-him, they-them etc.  <u>Behavioural Objectives:</u> - 1. To realize the importance of pronouns in day to day life. 2. To make the expression more effective.			<a href="https://youtu.be/ThvSrm2ntt0">3U25QMxS8 https://youtu.be/ThvSrm2ntt0</a>				
<b>English</b>	<b>Singular/Plural</b>	<b>OBJECTIVES – Specific Learning Objectives:</b>  Students will be able to..... Understand the terms 'singular' and 'plural'. (knowledge, understanding)  Recognise singular or plural forms insentence. (Knowledge)  Understand the rules of converting singular into plural both in Hindi and English(s /es ies /ves)(Understanding)  Use correct form while speaking or writing English. (application)  Understand that form of verb changes according to the number (vachan) in Hindi. (understanding) <b>Behavioural Objectives:-</b> To develop observational skills.  To use the correct form of verb for the particular number (vachan) when it comes to Hindi.  To use appropriate form in language. To make their speech more effective.	<b>Skills/ Values</b>  Listening Speaking Reading Writing	<b>Un Sustainable Goals</b>	<b>Resources/ Teaching Aids</b>  flash cards, practice sheet, worksheet, video- <a href="https://youtu.be/l3h7SxCLful">https://youtu.be/l3h7SxCLful</a>	<b>Activities/Process</b>  <b>Activity 1-</b> The 'Y' effect  <b>Activity 2-</b> Fiddling with 'f' and 'fe'  <b>Activity 3-</b> Sentence frolic (chit game)  <b>Activity 4- ASSESSMENT</b> Activity- Plural Book		<b>Assessment Activity</b> - Plural book (vehicles) Worksheet	<b>Learning outcome</b>  Students will:  Comprehend the terms 'singular' and 'plural'.  Convert singular nouns into plural.  apply the rule for adding the letters 's'/'es'/'ies'/'ves' or adding letter/matra to change the singular form into plural form.  Use the correct form of verb as per the given number (vachan) for Hindi.  Express themselves effectively.
<b>Subject</b>	<b>Topic</b>	<b>Learning/behavioral Objectives</b>	<b>Skills/ Values</b>	<b>Un Sustainable Goals</b>	<b>Resources/ Teaching Aids</b>	<b>Activities/Process</b>	<b>Special Talk/ Parents'</b>	<b>Assessment</b>	<b>Learning outcome</b>
<b>HINDI</b>	<b>सर्वनाम</b>	<b>सामान्य उद्देश्य-</b> 1.सर्वनाम शब्दों से परिचित करना । 2.यह समझाना के सर्वनाम शब्द संज्ञा के बदले में प्रयोग किये जाते है । 3.सर्वनाम शब्दों का सही प्रयोग करना । 4. स्वयं समझ के उदाहरण देना । 5 संज्ञा व सर्वनाम के बीच भेद कर पाना। 6 वचन के अनुसार सर्वनाम का उपयोग कर पाना।  <b>व्यावहारिक उद्देश्य</b> * दिनचर्या में सर्वनाम शब्दों का प्रयोग करना । वाचन का अभ्यास	<ul style="list-style-type: none"> <li>वाचन</li> <li>श्रवण</li> <li>मनन</li> <li>लेखन</li> <li>अवलोकन</li> <li>अभिव्यक्ति</li> </ul>		<a href="https://youtu.be/ZY3U25QMxS8">https://youtu.be/ZY3U25QMxS8</a> <a href="https://youtu.be/ThvSrm2ntt0">https://youtu.be/ThvSrm2ntt0</a> <a href="https://youtu.be/QUbF913iehw">https://youtu.be/QUbF913iehw</a> <a href="https://youtu.be/0sZJbgYTPVc">https://youtu.be/0sZJbgYTPVc</a> <a href="https://youtu.be/RdqXOIUUlwY">https://youtu.be/RdqXOIUUlwY</a>	<b>Activity 1-</b> शब्दों का मेल  <b>Activity 2-</b> उचित सर्वनाम लगाएँ  <b>Activity 3-</b> मैं, तुम, वह  पाठ - मैं और मेरा परिवार।		अभ्यास पत्रक  गतिविधि  अवलोकन	विद्यार्थी सर्वनाम शब्दों की पहचान कर सकेंगे।  पाठ में आए सर्वनाम शब्दों की पहचान कर सकेंगे।  सर्वनाम शब्दों का सही प्रयोग कर सकेंगे।  स्वयं समझ कर उदाहरण देसकेंगे।

Subject	Topic	Learning/behavioral Objectives	Skills/ Values	Un Sustainable Goals	Resources/ Teaching Aids	Activities/Process	Assessment	Learning outcome	
	लिंग	<p><b>सामान्य उद्देश्य-</b></p> <ol style="list-style-type: none"> <li>संज्ञा शब्दों को लिंग से परिचित करना।</li> <li>स्त्रीलिंग और पुल्लिंग शब्दों का ज्ञान देना।</li> <li>यह जानना की सिर्फ जीवित प्राणियों के ही लिंग बदले जाते हैं।</li> <li>संज्ञा शब्दों के लिए सही लिंग का प्रयोग करना।</li> <li>छात्र द्वारा स्वयं समझ के परिवार के सदस्यों के लिंग का उदाहरण देना जैसे चाचा -चाची, दादा-दादी, मामा-मामी आदि।</li> <li>लिंग के अनुसार उचित क्रिया का प्रयोग करना।</li> <li>नए शब्दों से परिचित कराना जैसे मालिन, धोबिन आदि।</li> </ol> <p><b>व्यावहारिक उद्देश्य</b></p> <ol style="list-style-type: none"> <li>दिनचर्या में लिंग का प्रयोग कर पाना।</li> <li>यह समझना के हम सब बराबर है।</li> </ol>	वाचन श्रवण मनन लेखन अवलोकन		Videos Pictures  <a href="https://youtu.be/Tb6mRNZ16Bw">https://youtu.be/Tb6mRNZ16Bw</a>	<p><b>Activity 1</b> विद्यार्थियों को लिंग शब्द व उनके भेदों से अवगत करना।</p> <p><b>Activity 2-</b> “आओ खेलें” उदाहरण एवं भेद शिक्षिका विभिन्न चित्रों के माध्यम से विद्यार्थियों को लिंग शब्दों के आधार पर सही क्रिया शब्दों का चयन करना सिखाएगी।</p> <p><b>Activity 3-</b> रचनात्मक गतिविधि- मेरा परिवार कविता – हमसे सब कहते</p>	अभ्यास पत्रक  गतिविधि  अवलोकन	विद्यार्थी लिंग शब्दों की पहचान कर सकेंगे। सही लिंग शब्द का प्रयोग कर सकेंगे। स्वयं समझ कर उदाहरण दे सकेंगे। अपने आस पास की वस्तुओं का अवलोकन कर संज्ञा शब्दों के लिंग का उदाहरण प्रस्तुत कर सकेंगे।  अपने आस पास की वस्तुओं का अवलोकन कर संज्ञा शब्दों को देखकर उनको सर्वनाम शब्दों में बदल सकेंगे।	
Subject	Topic	Learning/behavioral Objectives	Skills/ Values	Un Sustainable Goals	Resources/ Teaching Aids	Activities/Process	Special Talk/ Parents'	Assessment	Learning outcome
HINDI	वचन	<p><b>OBJECTIVES – सामान्य उद्देश्य-</b></p> <p>एकवचन और बहुवचन शब्दों से परिचित करना।</p> <ol style="list-style-type: none"> <li>एकवचन और बहुवचन शब्दों के नियमों को समझना।</li> <li>लेखन में सही एकवचन और बहुवचन शब्दों का प्रयोग करना।</li> <li>छात्रों द्वारा स्वयं शब्दों को समझकर उदाहरण देना।</li> <li>वचन के अनुसार सही क्रिया का प्रयोग करना।</li> <li>सर्वनाम शब्दों के एकवचन और बहुवचन शब्दों से परिचित करना जैसे यह- ये।</li> </ol> <p><b>व्यावहारिक उद्देश्य</b></p> <p>अवलोकन कौशल में सुधार लाना। सही वचन शब्दों का प्रयोग करना। शब्दकोश का विकास करना।</p>	<ul style="list-style-type: none"> <li>वाचन</li> <li>श्रवण</li> <li>मनन</li> <li>लेखन</li> </ul>		अभ्यास पत्रक, विडियो  vH;kli=d] ohfM;ks <a href="https://youtu.be/ONt-H-pmoy0">https://youtu.be/ONt-H-pmoy0</a> (Hindi) <a href="https://youtu.be/R-tTOJ1RvUY">https://youtu.be/R-tTOJ1RvUY</a> (Hindi song)	<p><b>Activity 1-</b> चोट खेल, <b>Activity 2-</b> रस्साकशी खेल</p> <p>पाठ 1- हम भी होते काश कबूतर पाठ 12- नीलु और लालू।</p>	अभ्यास पत्रक  गतिविधि  अवलोकन	विद्यार्थी *वचन शब्दों की पहचान कर सकेंगे।  * सही वचन शब्द का प्रयोग कर सकेंगे।  *स्वयं समझ कर उदाहरण दे सकेंगे।  .*अपने आस पास की वस्तुओं का अवलोकन कर संज्ञा शब्दों के वचन बदल सकेंगे।	
Subject	Topic	Learning/behavioral Objectives	Skills/ Values	Un Sustainable Goals	Resources/ Teaching Aids	Activities/Process	Special Talk/ Parents'	Assessment	Learning outcome
EVS	MY FAMILY	<p><b>Specific Learning Objectives:</b> The students will be able to....</p> <p>Ø Know the types of families (small, big and joint family)– <b>[understanding &amp; application]</b></p> <p>Ø Understand the term relative. (Understanding)</p> <p>Ø tell the opposite gender name for various relations. (GENDERS)</p>	Observation, Knowledge, Understanding & Reasoning, Env. Sensitivity		<p>*Pictures *Charts *Practice sheet *worksheet</p> <p>Videos - <a href="https://www.youtube.com/watch?v=4yS6pjSPw5c&amp;feature=youtu.be">https://www.youtube.com/watch?v=4yS6pjSPw5c&amp;feature=youtu.be</a></p>	<ol style="list-style-type: none"> <li>Display the pictures of family of famous personalities</li> <li><b>Relations (through riddles)</b></li> <li>Relationships like parental and maternal will be explained through this web chart.</li> </ol>	Observation  *Worksheets  *Activities	Students will ..... <input type="checkbox"/> Know about the different types of families (nuclear, big and joint family)  <input type="checkbox"/> Know about the family members and the relationship	

		<p>Ø understand the relation of family members with respect to one another.– <b>[knowledge &amp; understanding]</b></p> <p>Ø know qualities and role of family members in a better way.<b>[knowledge and understanding]</b></p> <p>Ø realize the value and importance of the family.– <b>[knowledge]</b></p> <p>Ø know their role in the family.–<b>[knowledge]</b></p> <p>Ø understand maternal and paternal relations. ( Understanding)</p> <p><b><u>Behavioral Objectives:</u></b></p> <p><b>Students will be able to</b></p> <p>Ø Develop the value of respect, love, care and sharing.</p> <p>Ø Inculcate the quality of togetherness.</p> <p>Ø thinking skills would develop.</p> <p>Ø Be compassionate towards orphan.</p>			<p><a href="https://www.youtube.com/watch?v=FHaObkHEkHQ&amp;feature=youtu.be">https://www.youtube.com/watch?v=FHaObkHEkHQ&amp;feature=youtu.be</a></p>	 <p>4. Students will trace an outline of the palm of their mother and father and write 5 lines about the role she plays in the family. - Art integration</p> <p>5. Importance of family (story based on an orphan)</p> <p>6. Role of family members through role play (oral) Class will be divided into 5-6 groups, each group will be given a familiar situation which happens in the families in daily life and then the group has to act like family members to deal with the situation.</p>			<p>existing in a family.</p> <p><input type="checkbox"/> aware of the role of all family members.</p> <p><input type="checkbox"/> realize the value of each family member.</p> <p><input type="checkbox"/> understand the importance of family.</p> <p><input type="checkbox"/> develop respect, love and care towards family members</p>
--	--	---	--	--	--	---	--	--	---

ENGLISH

Unit 3 - ANIMAL LIFE

HINDI

EVS

MATH

- Action words
- Synonyms

SKILLS-

Listening,  
Writing,  
Reading,  
Thinking,  
Observation  
DOMINANT  
Speaking

- \*Replace Me
- \*videos
- \*The Three Sleepy Men
- \*Hunt for the Words (spoken activity)
- \*Walk and Talk Like Animals
- \*The Spider's Lesson
- \*Illustrations Activity
- \* Sight Seeing

- Animal Kingdom

SKILLS-

Observation  
Knowledge  
Understanding &  
Reasoning  
DOMINANT  
Environmental  
Sensitivity

- \*Hunting Amongst The Bushes
- \* Face Masks of Animals (Art Integration)
- \*Uses of Animals
- \*Young Ones
- \*Amazing Facts
- \*Life Skills
- \*Food Habits

- Subtraction

SKILLS-

Observational  
Logical  
Analytical  
Calculation  
DOMINANT  
Application

- Dienes Blocks
- Real Life Examples
- Let's Count Backward
- Word Problems
- Fun With Dice

- क्रिया
- समानार्थी शब्द

SKILLS-

वाचन, श्रवण,  
मनन, लेखन,  
अवलोकन,  
अभिव्यक्ति

- \*चित्र
- \*विडियो
- \*आओ जाने
- \*मुझे कुछ कहना है
- \*मेरे अनेक नाम
- \*पाठ - लूसी कहीं खो गई
- \*पाठ - चिट्ठू चाँद

## OBJECTIVES TO BE ACHIEVED

### Learning Objectives:-



The students will be able to.....

- \* Identify different types of animals (pet, wild, domestic, water animals, insects, birds)
- \* Differentiate the animals according to their food habits.
- \* Gain knowledge about the various things we get from animals.
- \* Acquire the new vocabulary of the young ones of animals and their homes.
- \* Familiarize with the amazing facts and characteristics of animals.
- \* Learn the sound of animals as action words.
- \* Recognize action words in the sentences and use them appropriately. .
- \* Gain knowledge of the different actions performed by animals.
- \* Know basic terminology of subtraction as synonyms like less, minus etc.
- \* Use the knowledge of subtraction in day-to-day situations.
- \* Use the correct synonyms and action words in daily life conversation.



### Behavioural Objectives: -



The students will be able to.....

- \* Sensitize towards taking care of animals.
- \* Realize the importance of animals in human life.
- \* Develop their confidence by sharing amazing facts with others.
- \* Learn to subtract their weaknesses and bad habits.
- \* Use the correct synonyms and action words in daily life conversation.

MONTH: SEPTEMBER (UNIT: 3 )

Subject	Topic	Learning/behavioral Objectives	Skills/ Values	Un Sustainable Goals	Resources/ Teaching Aids	Activities/Process	Special Talk/ Parents'	Assessment	Learning outcome
MATHS	SUBTRACTION	<p><b>Specific Learning Objectives</b></p> <p><b>Students will be able to.....</b></p> <ul style="list-style-type: none"> <li>understand basic subtraction(<b>understanding</b>)</li> <li>solve subtraction problems using drawings. (<b>Notebook work</b>)(<b>knowledge, application</b>)</li> <li>subtract numbers using Dienes blocks(<b>knowledge, application</b>)</li> <li>subtract the multiples of ten mentally(<b>knowledge, application</b>)</li> <li><b>add and subtract the numbers using dice. (knowledge, application)</b></li> <li>solve 3 digit subtraction problems with and without regrouping(<b>application</b>)</li> <li>determine the operation necessary to solve word problems. (<b>understanding, application</b>)</li> <li>know basic terminology of subtraction such as difference , digit, less, minus etc. (<b>knowledge</b>)</li> </ul> <p><b>Behavioral Objectives:- Students will be able to.....</b></p> <ul style="list-style-type: none"> <li>* understand and use the terms – difference, take away, remain, less than</li> <li>* relate subtraction to their day-to-day situations</li> <li>*subtract their weaknesses and bad habits</li> </ul>	Observational Logical Analytical Application Calculation		<p><b>Video links</b></p> <p>Dienes Blocks Dice Subtraction Song- <a href="https://www.youtube.com/watch?v=nku3jVLbPBw">https://www.youtube.com/watch?v=nku3jVLbPBw</a> Subtraction using Dienes Blocks- <a href="https://www.youtube.com/watch?v=NXCSEkMLWtY">https://www.youtube.com/watch?v=NXCSEkMLWtY</a></p> <p><a href="https://www.youtube.com/watch?v=8bxXLptBuuE">https://www.youtube.com/watch?v=8bxXLptBuuE</a></p> <p><a href="https://www.youtube.com/watch?v=Buyage_L5-Y">https://www.youtube.com/watch?v=Buyage_L5-Y</a> Subtraction Game- <a href="http://www.abcya.com/subtraction_game.htm">http://www.abcya.com/subtraction_game.htm</a> Regrouping subtraction- <a href="https://www.youtube.com/watch?v=yCGgmnMT21Q">https://www.youtube.com/watch?v=yCGgmnMT21Q</a></p>	<p>Real life examples&amp; Discussion</p> <p>Dienes Blocks Fun with Dice (add &amp; subtract)</p> <p>Let's count backward</p> <p>Word Problems with Pictures and stories.</p>		<p><b>Observation</b></p> <p><b>*Worksheets</b></p> <p><b>*Activities</b></p>	<p>Students will .....</p> <ul style="list-style-type: none"> <li>* be aware of basic subtraction</li> <li>* subtract numbers using Mathemat and Dienes blocks</li> <li>* subtract the multiples of ten mentally</li> <li>* solve 3 digit subtraction problems with and without regrouping</li> <li>* comprehend and solve pictures stories and word problems</li> <li>* apply the terms – difference, take away, remain, less than</li> </ul>
Subject	Topic	Learning/behavioral Objectives	Skills/ Values	Un Sustainable Goals	Resources/ Teaching Aids	Activities/Process	Special Talk/ Parents'	Assessment	Learning outcome
English	ACTION WORDS	<p>Specific Learning Objectives:</p> <p>-Students will be able to....</p> <ul style="list-style-type: none"> <li>Identify and make a list of action words. (knowledge, understanding &amp; application)</li> <li>recognize action words performed in class and use them in sentences. (knowledge)</li> <li>describe and demonstrate actions happening in the present. (knowledge, understanding &amp; application)</li> <li>ensure the use of the correct grammatical (subject verb) agreement between nouns, pronouns and action words. (application)</li> <li>to use the right form of action words while speaking and writing. (application)</li> <li>gain knowledge of the different actions</li> </ul>	Listening Speaking Reading Writing Thinking Observational		<p>Pictures flash cards video crossword puzzle/word search <a href="https://youtu.be/dUXk8Nc5qQ8">https://youtu.be/dUXk8Nc5qQ8</a> <a href="https://youtu.be/hft6uJQIF4g">https://youtu.be/hft6uJQIF4g</a></p>	<p><b>Activity 1</b> -Sightseeing</p> <p><b>Activity 2</b> -</p> <p>Walk and Talk like Animals</p> <p>Ls- The Spider's Lesson</p> <p><b>Activity 3- ASSESSMENT</b> illustrations Activity -</p>		<p>Activity- Action Charades.</p> <p>Worksheet</p>	<p>Students will....</p> <ul style="list-style-type: none"> <li>identify and understand the use of correct grammatical agreement between nouns, pronouns and action words.</li> <li>Respond by linking action words with the actions performed.</li> </ul>



		<p>performed by animals. (application) EVS ANIMALS</p> <ul style="list-style-type: none"> <li><input type="checkbox"/> understand that the sounds of animals are also considered as action words. (knowledge, understanding)EVS ANIMALS</li> <li><input type="checkbox"/> get acquainted with the vocabulary of different animals sound and use them in sentences. (understanding &amp; application)</li> </ul> <p><b>Behavioural Objectives: -</b></p> <ul style="list-style-type: none"> <li><input type="checkbox"/> To enhance knowledge related to actions occurring daily (habitual actions).</li> <li><input type="checkbox"/> To learn to express without speaking i.e. through gestures</li> <li><input type="checkbox"/> To display creativity in expression</li> <li><input type="checkbox"/> To enhance writing skills.</li> </ul>							<p>enhance knowledge related to actions occurring daily (habitual actions).</p> <p>develop the aptitude of applying the action words to a situation, object or event that is being analyzed.</p> <p>use the right form of action words while speaking and writing. use specific gesture to convey their sentiments.</p>
Subject	Topic	Learning/behavioral Objectives	Skills/ Values	Un Sustainable Goals	Resources/ Teaching Aids	Activities/Process	Special Talk/ Parents'	Assessment	Learning outcome
ENGLISH	SYNONYMS	<p>Students will be able to.....</p> <ul style="list-style-type: none"> <li><input type="checkbox"/> define that synonyms are words with the same meaning.</li> <li><input type="checkbox"/> identify synonyms</li> <li><input type="checkbox"/> choose appropriate synonyms for words.</li> <li><input type="checkbox"/> replace specific words in sentences with correct synonyms. (understanding &amp; application)</li> <li><input type="checkbox"/> identify incorrect synonyms in a paragraph for words used. (knowledge)</li> <li><input type="checkbox"/> review the paragraph using synonyms.(understanding)</li> <li><input type="checkbox"/> synthesize their knowledge of synonyms by rewriting original book or movie titles using synonyms. (knowledge, understanding &amp; application)</li> </ul> <p><b>Behavioural Objectives: -</b></p> <ul style="list-style-type: none"> <li><input type="checkbox"/> To exercise synonyms to make expression more interesting</li> <li><input type="checkbox"/> To use more descriptive words in speech and writing as well</li> <li><input type="checkbox"/> To expand written and oral vocabulary</li> <li><input type="checkbox"/> To accept the same qualities that you expect in others to have</li> </ul>	<p>Listening Speaking Reading Writing</p>		<p>cover page cards videos story sheets practices sheet worksheet <a href="https://youtu.be/F99YtYy0Ot4">https://youtu.be/F99YtYy0Ot4</a></p>	<p><b>Activity 1</b> - Replace me</p> <p>Ls - The Three Sleepy Men</p> <p><b>Activity 2</b> - Hunt for the Words Spoken activity</p>		<p>Students will..... findand replace different synonyms.</p> <p>recognize incorrect synonyms for words used.</p> <p>revise a paragraph using synonyms.</p> <p>synthesize their knowledge of synonyms by rewriting original book or movie titles using synonyms. try to imbibe the same qualities that they look for in others.</p> <p>Make their expression more interesting.</p>	

Subject	Topic	Learning/behavioral Objectives	Skills/ Values	Un Sustainable Goals	Resources/ Teaching Aids	Activities/Process	Special Talk/ Parents'	Assessment	Learning outcome
HINDI	KRIYA	<p><b>सामान्य उद्देश्य</b></p> <p>मौखिक रूप से क्रिया को समझाना।</p> <ul style="list-style-type: none"> <li>□ कक्षा में कराए जाने वाले कार्यों से क्रिया शब्दों का परिचित करना।</li> <li>□ वाक्यों में आए क्रिया शब्दों की पहचान करना।</li> <li>□ वाक्यों में सही क्रिया शब्दों का प्रयोग करना।</li> <li>□ क्रिया शब्दों को चित्र के माध्यम से दर्शाना।</li> <li>□ क्रिया शब्दों को नाटक के माध्यम से दर्शाना।</li> </ul> <p><b>व्यावहारिक उद्देश्य</b></p> <ul style="list-style-type: none"> <li>□ दूसरे विद्यार्थियों से वार्तालाप करते समय उचित भाव का प्रदर्शन करना।</li> <li>□ बिना बोले अपने भाव को कार्य द्वारा व्यक्त करना।</li> <li>□ अपने भाव व्यक्त करते समय सृजनात्मकता लाना।</li> </ul>	वाचन श्रवण मनन लेखन अवलोकन अभिव्यक्ति		<ul style="list-style-type: none"> <li>● चित्र</li> <li>● वीडियो</li> <li>● vH;kli=d</li> </ul> <p><a href="https://youtu.be/CX1Q2xio7x0(f0;k)k">https://youtu.be/CX1Q2xio7x0(f0;k)k</a></p>	<p><b>Activity 1</b> - उपयुक्त क्रिया शब्दों का चयन</p> <p><b>Activity 2</b>-अभ्यास पुस्तिका में चित्र बनाकर, क्रिया शब्द लिखें।</p> <p><b>Activity 3</b> कहानी का अलग अंत</p> <p><b>Activity 4</b> पाठ १० -चिट्ठे चाँद - विद्यार्थी पाठ में आए क्रिया शब्दों को छांटेंगे।</p>		<p>गतिविधि अभ्यास पत्रक</p>	<ul style="list-style-type: none"> <li>□ कक्षा में कराए जाने वाले कार्यों से क्रिया शब्दों से परिचित हो पाएंगे।</li> <li>□ वाक्यों में आए क्रिया शब्दों की पहचान कर पाएंगे।</li> <li>□ वाक्यों में सही क्रिया शब्दों का प्रयोग कर पाएंगे।</li> <li>□ दूसरे विद्यार्थियों से वार्तालाप करते समय उचित भाव का प्रदर्शन कर पाएंगे।</li> <li>□ बिना बोले अपने भाव को कार्य द्वारा व्यक्त कर पाएंगे।</li> </ul> <p>अपने भाव व्यक्त करते समय सृजनात्मकता का प्रदर्शन कर पाएंगे।</p>
Subject	Topic	Learning/behavioral Objectives	Skills/ Values	Un Sustainable Goals	Resources/ Teaching Aids	Activities/Process	Special Talk/ Parents'	Assessment	Learning outcome
HINDI	समानार्थी शब्द	<p><b>सामान्य उद्देश्य</b></p> <ul style="list-style-type: none"> <li>● समानार्थी शब्दों से परिचित करना।</li> <li>● दिये गए वाक्यों में रेखांकित शब्दों को उनके समानार्थी शब्दों से बदलना। (अभ्यास)</li> <li>● चित्र देख कर समानार्थी शब्द बता पाएंगे।</li> <li>● उचित समानार्थी शब्दों की सहायता से कहानी बनाना।</li> </ul> <p><b>व्यावहारिक उद्देश्य</b></p> <ul style="list-style-type: none"> <li>□ स्वयं को अभिव्यक्त करने के लिए प्रेरित करना।</li> <li>□ बोलते समय नए व अच्छे शब्दों का चुनाव करवाना।</li> <li>□ दूसरे विद्यार्थियों के साथ वार्तालाप करते समय उचित ढंग से भाव प्रदर्शित करना।</li> </ul>	कोशल –  वाचन श्रवण मनन लेखन अवलोकन अभिव्यक्ति		<ul style="list-style-type: none"> <li>● चित्र</li> <li>● वीडियो</li> <li>● vH;kli=d</li> <li>● <a href="https://youtu.be/yHCbBNi69eI">https://youtu.be/yHCbBNi69eI</a></li> </ul>	<p>1. <b>आओ जानें</b> - विद्यार्थी वेब डायग्राम से एक शब्द के समानार्थी शब्दों को जानेंगे।</p> <p>2. <b>मुझे कुछ कहना है</b>- समानार्थी शब्दों की सहायता से एक छोटी कहानी बना पाएंगे।</p> <p>3। <b>“मेरे अनेक नाम”</b> प्लैश कार्ड पर दिये गए शब्दों के लिए समानार्थी शब्द निकालें।</p> <p>4। <b>पाठ ६- लूसी कही खो गई</b> प्रश्न बनाएँ।</p>		<p>गतिविधि अभ्यास पत्रक</p>	<p>विद्यार्थी .....</p> <ul style="list-style-type: none"> <li>□ सही समानार्थी शब्द की पहचान कर सकेंगे।</li> <li>□ वाक्यों में पूछे गए शब्दों के उचित समानार्थी शब्द बता पाएंगे।</li> <li>□ स्वयं कविता लिखते समय अच्छी भाषा का प्रयोग कर पाएंगे।</li> </ul> <p>दूसरों की अच्छी आदतों से प्रेरित हो उनका अनुसरण कर पाएंगे।</p>
Subject	Topic	Learning/behavioral Objectives	Skills/ Values	Un Sustainable Goals	Resources/ Teaching Aids	Activities/Process	Special Talk/ Parents'	Assessment	Learning outcome
EVS	ANIMAL KINGDOM	<p><b>Specific Learning Objectives</b></p> <p><b>Students will be able to.....</b></p> <p>Ø identify different types of animals (pet, wild, domestic, water animals, insects, birds) – <b>[knowledge &amp; understanding]</b></p>	Observation, Knowledge, Understanding & Reasoning, Env. Sensitivity		Flash Cards ,Practice Sheet ,Video, Riddles,	<p>1:Hunting Amongst the Bushes</p> <p>2: Uses of Animals Discussion</p>	<b>Field trip to a zoo</b>	<p>Observation</p> <p>Worksheets</p> <p>*Activities</p>	<p><b>Students will be able to</b></p> <p>* explain different types of animals.</p> <p>*distinguish between birds,</p>

		<p>Ø recognize and will give examples of animals that live on land, water and both on land and water. <b>[understanding &amp; application]</b></p> <p>Ø realize the importance and need of animals in our lives. – <b>[knowledge &amp; understanding]</b></p> <p>Ø learn about the homes of different animals and will write them correctly. – <b>[understanding &amp; application]</b></p> <p>Ø acquire the new vocabulary of the young ones of animals. <b>[knowledge ]</b></p> <p>Ø imitate the sound of animals while doing activity. – <b>[understanding &amp; application]</b></p> <p>Ø Differentiate between carnivores, herbivores, omnivores.<b>[understanding &amp; application]</b></p> <p>Ø familiarize with the amazing facts and characteristics of animals. <b>[knowledge &amp; understanding]</b></p> <p>Ø answer the questions correctly asked in animal quiz. .[understanding &amp; application]</p> <p><b><u>Behavioral Objectives:</u></b>  <b>Students will be able to.....</b></p> <p>*sensitize towards taking care of animals.  *Increased sensitivity and awareness of the feelings and needs of others. (Like- keeping a bowl of water, scattering grains for birds and accumulate grass for cows etc-</p> <p>* learn to treat animals kindly.  * learn the importance of togetherness from animals. (Ant, birds, etc.)  * develop empathy towards animals.</p> <p>* boost their confidence by sharing amazing facts with others.</p>				<p>3 :Animals and their Young Ones</p> <p>4: Animals According to Food Habits (herbivores, carnivores, omnivores, scavengers)</p> <p><b>5:</b> Amazing facts of animals</p> <p><b>6:</b> Animal Quiz</p> <p><b>7.</b> life skills -discussion</p>		<p>insects and animals.</p> <p>* gain knowledge of the different uses of animals.</p> <p>*distinguish and name the sounds of various animals.  *name the young ones of various animals.</p> <p>*classify animals based on their food habits.</p> <p>* develop the habit to take care of animals.</p> <p>*adopt the value of togetherness from animals. (Ant)</p> <p>*encourage others to take care of animals.</p> <p>show empathy towards animals.</p>
--	--	---	--	--	--	---	--	---

## UNIT 4- Plant Life

### ENGLISH

Describing Words

**SKILLS-** Listening

Reading

Writing

Thinking

**DOMINANT -** Speaking



### EVS

Plant Kingdom

**SKILLS-** Knowledge

Understanding &

Reasoning

Environmental

Sensitivity



**DOMINANT-**

Observational

### MATH

Multiplication

**SKILLS-**

Observational

Analytical

Application

Calculation



**DOMINANT -** Logical

### HINDI

विशेषण

**SKILLS-** वाचन

श्रवण मनन

लेखन अवलोकन

अभिव्यक्ति



\*My Query

\*Echo

\*Riddle Time

\*Clever Categories

\*ABC's of Describing words

\*Show & Tell- Paper bag activity

- Nature Walk
- Exhibition. Videos
- Paintings by Vegetable Impressions(Art Integration)
- Poem- Functions of Plants
- Art Integration- Show Edible Parts of Plants
- Experiment- Sowing of Seeds

- Let's Discuss
- Skip Counting
- Deriving Tables - Mathemat
- Commutative Property
- Multinlv And Rush

\*स्वयं की पहचान

\*मेरी विशेषता

\*पाठ- हरे रंग का घोडा

\*थोड़ा सा आराम

\*कविता कोयल



## OBJECTIVES TO BE ACHIEVED

### Learning Objectives:-



Students will be able to -

- \* Describe the things accurately in their expressions.
- \* Develop creative **writing skills**.
- \* **Understand** the correct connotation of words while reading
- \* Co-relate Multiplication with the term, "Increase in number".
- \* **Understand** multiplication facts.
- \* **Apply** the concept of multiplication while adding up same numbers on and on.
- \* Know about different parts of the plant.
- \* **Understand** the uses of plants and things we get from them.
- \* **Understand** that every part of the plant is useful.
- \* Know the basic requirements of a plant to grow.



### Behavioural Objectives: -



Students will be able to-

- \* Appreciate their surroundings.
- \* Express them effectively.
- \* Add on to their vocabulary.
- \* Apply the knowledge of multiplication in day to day life.
- \* Understand how to derive any table.
- \* Recognize the value of existence of plant life.
- \* Take care of their natural surroundings.
- \* Incorporate the idea of using plant products for their well being.
- \* Learn how to make optimum utilization of plants.

MONTH: OCTOBER-NOVEMBER ( UNIT- IV )

Subject	Topic	Learning/behavioral Objectives	Skills/ Values	Un Sustainable Goals	Resources/ Teaching Aids	Activities/Process	Special Talk/ Parents'	Assessment	Learning outcome
MATHS	Multiplication	<p><b>Specific Learning Objectives</b></p> <p>Students will be able to.....</p> <ul style="list-style-type: none"> <li>★ understand the process of multiplication as repeated addition.(understanding)</li> <li>★ understand the properties of multiplication facts.(understanding)</li> <li>★ relate multiplication as a quicker way to add.(knowledge, understanding)</li> <li>★ understand the tables of 2, 3, 4 and 5 (understanding)</li> <li>★ appreciate the significance of skip counting.(knowledge, understanding)</li> <li>★ Students would be able to derive tables. ( Analysis)</li> <li>★ Students will understand that numbers multiplied in any order will give the same result eg- <math>2 \times 3 = 3 \times 2</math>. (Analysis)</li> </ul> <p><b>Behavioral Objectives:-</b></p> <p>Students will be able to.....</p> <ul style="list-style-type: none"> <li>★ extend the use and application of tables in real life situations.</li> <li>★ understand and appreciate the significance of memorizing tables.</li> <li>★ understand that multiplying also refers to an increase in great numbers.</li> </ul>	Observational Logical Analytical Application Calculation		<p>Flash Cards (Digits) Blocks</p> <p>Multiplication as repeated addition- <a href="https://www.youtube.com/watch?v=ol2dxc9Bk2w">https://www.youtube.com/watch?v=ol2dxc9Bk2w</a> Tables- <a href="https://www.youtube.com/watch?v=BchpGkLvTy8">https://www.youtube.com/watch?v=BchpGkLvTy8</a></p> <p>Tables song- <a href="https://www.youtube.com/watch?v=LmM0Bkj3V_I">https://www.youtube.com/watch?v=LmM0Bkj3V_I</a></p> <p>Multiply 2 digits by single digit- <a href="https://www.youtube.com/watch?v=TIjNriCpfRw">https://www.youtube.com/watch?v=TIjNriCpfRw</a></p> <p>Multiply 3 digits by single digit- <a href="https://www.youtube.com/watch?v=tYgVlCdJ5fg">https://www.youtube.com/watch?v=tYgVlCdJ5fg</a></p>	<p>Let's Discuss</p> <p>Skip Counting (Tables)</p> <p>Deriving tables using Mathemat</p> <p>Commutative property using Mathemat</p> <p>Multiply and Rush Notebook work – Write and memorize Tables</p>		<p>*Observation</p> <p>*Worksheets</p> <p>*Activities</p>	<p>Students will</p> <ul style="list-style-type: none"> <li>*recognize the process of multiplication</li> <li>* understand the properties of multiplication</li> <li>* relate multiplication as a quicker way to add.</li> <li>*understand the tables of 2, 3, 4, and 5</li> <li>*realize the impact of skip counting</li> <li>* appreciate the significance of memorizing tables.</li> </ul>
Subject	Topic	Learning/behavioral Objectives	Skills/ Values	Un Sustainable Goals	Resources/ Teaching Aids	Activities/Process	Special Talk/ Parents'	Assessment	Learning outcome
ENGLISH	Describing words (Adjectives)	<p><b>Specific Learning Objectives: -</b></p> <p>Students will be able to.....</p> <ul style="list-style-type: none"> <li><input type="checkbox"/> identify adjectives in a text. (knowledge)</li> <li><input type="checkbox"/> understand the purpose of using adjectives.(knowledge)</li> <li><input type="checkbox"/> compose adjectives in creative writing which will help in improving reading and writing skills.(understanding &amp; application)</li> </ul> <p><b>Behavioural Objectives: -</b></p>	Listening Speaking Reading Writing Thinking		name tags, various objects to describe, a paper bag, video, practice sheet, worksheet	<p><b>Activity 1-</b> My query - introduction activity</p> <p><b>Activity 2</b> “ Show and tell” paper bag activity.</p> <p>Ls. Echo Spot the describing words</p> <p><b>Activity 3-</b> Clever Categories</p>		<p>Clever Categories activity.</p> <p>Activity- ABC's of Describing Words</p>	<p>Students will....</p> <ul style="list-style-type: none"> <li>identify describing words.</li> <li>stand the concept of using the correct describing words.</li> <li>improve their writing skill by using suitable describing words.</li> <li>improve their speaking skills and use them in their expression.</li> <li>improve their speaking skills by using describing words.</li> </ul>

		<input type="checkbox"/> To develop observation skills <input type="checkbox"/> To enhance expression by using various describing words <input type="checkbox"/> To make their speech more effective <input type="checkbox"/> To help them introspect themselves.				<b>Activity 4-ABC's of Describing Words</b>  <b>Activity 5- Students will be asked to make riddles on fruits and vegetables with the help of describing words.</b>			words.
Subject	Topic	Learning/behavioral Objectives	Skills/ Values	Un Sustainable Goals	Resources/ Teaching Aids	Activities/Process	Special Talk/ Parents'	Assessment	Learning outcome
HINDI	विशेषण	<u>सामान्य उद्देश-</u>  विद्यार्थियों को - <ul style="list-style-type: none"> <li>❖ किसी की भी विशेषता बताने वाले शब्दों की पहचान करना।</li> <li>❖ वाक्यों में उचित विशेषण शब्दों के प्रयोग करने का सिद्धांत देना।</li> <li>❖ बोलने व लिखने में कुशलतापूर्वक सही विशेषण शब्द प्रयोग कर के अभिव्यक्ति में सुधार लाना।</li> </ul> <u>व्यावहारिक उद्देश्ये</u> <ul style="list-style-type: none"> <li>❖ अवलोकन में सुधार करना।</li> <li>❖ विशेषण शब्दों के सही प्रयोग से अलग अलग भावों को प्रस्तुत करना।</li> <li>❖ भाषा को और प्रभावशाली बनाना।</li> <li>❖ यह अवगत कराना की हर किसी में कुछ न कुछ विशेषता अवश्य ही होती है।</li> </ul>	कोशल – वाचन श्रवण मनन लेखन अवलोकन अभिव्यक्ति		Videos Pictures, <a href="https://youtu.be/W2prfYIHD_g">https://youtu.be/W2prfYIHD_g</a>	<b>1 गातिवाध –</b> “स्वयं की पहचान” अपनी मनपसंद आकृति का कट-आउट बनाकर उसमें अपने लिए उचित विशेषण छांटकर लिखिए- समझदार, चुस्त, हंस-मुख, सुंदर, डरपोक, शिक्षित, मिलनसार, स्वस्थ, बहादुर, चतुर  <b>2 “मेरी विशेषता”</b> स्कैप बुक में दो चित्रा चिपका करे उनकी विशेषता लिखें। पाठ – हरे रंग का घोड़ा पाठ - थोड़ा सा अंतर कविता - कोयल		अभ्यास पत्रक गतिविधि अवलोकन	विद्यार्थी ..... विशेषण शब्दों की पहचान कर सकेंगे।  <input type="checkbox"/> वाक्यों में उचित विशेषण शब्दों के प्रयोग करने का सिद्धांत समझ सकेंगे।  <input type="checkbox"/> बोलने व लिखने के कौशल में सुधार के लिए सही विशेषण शब्दों का चुनाव कर सकेंगे।
Subject	Topic	Learning/behavioral Objectives	Skills/ Values	Un Sustainable Goals	Resources/ Teaching Aids	Activities/Process	Special Talk/ Parents'	Assessment	Learning outcome
EVS	PLANT KINGDOM	<u>Specific Learning Objectives:</u>  Students will be able to.....  Ø identify the different types of plants (herbs, shrubs, climbers, creepers, trees)– [understanding & application]  Ø Differentiate between types of plants on the basis of their characteristics. – [understanding & application]  Ø understand the dependency of human life on the	Observation, Knowledge, Understanding & Reasoning, Env. Sensitivity		<ul style="list-style-type: none"> <li>● Pictures</li> <li>● Video</li> <li>● Practice sheet</li> <li>● slogans</li> <li>● cut outs</li> </ul>	<b>1: Nature Walk-</b> Then the pictures of different types of plants will be displayed:  <b>2: Exhibition:</b> Students will display different (LABELLED) things that we get/ make from various parts of plants  <b>3:( Parts of plants and food from each part of plant)</b>			Students will..... <ul style="list-style-type: none"> <li>● Identify, classify and describe various plants.</li> <li>● Understand that each plant part has a specific job that helps the plant.</li> <li>● Develop awareness about various uses and benefits of</li> </ul>

		<p>plant kingdom.– [knowledge &amp; understanding]</p> <p>Ø learn the names of all the parts of a plant and understand the use of each part of it. Practically, they will know which part of the plant is the source of which food. (root, stem, leaves, seed, flower)– [understanding &amp; application]</p> <p>Ø Acquire knowledge of the elements required for the proper growth of the plants. – [knowledge]</p> <p>Ø Understand that types of plant differ as per their environment. (knowledge)</p> <p>Ø Learn the significance of each part of the plant in its growth.(understanding and application)</p> <p><u>Behavioral Objectives:</u></p> <p>Students will be able to.....</p> <ul style="list-style-type: none"> <li>❖ sensitize students towards taking care of plants</li> <li>❖ Realize the importance of plants for their survival.</li> <li>❖ Encourage others to plant more saplings.</li> <li>❖ Save trees as life is not possible without them.</li> </ul>				<p>Video will be shown to the students  <a href="https://www.youtube.com/watch?v=sdWzV2JxmNY&amp;feature=youtu.be">https://www.youtube.com/watch?v=sdWzV2JxmNY&amp;feature=youtu.be</a></p> <p><b>4 : function of plants-</b>discussion  A poem will be introduced to make it easy to learn the functions of the plants.</p> <p><b>5: Edible parts of the plants-</b>An A4 sized paper will be divided into 5 boxes. Students will write down a part of the plant inside each box- seed, flower, stem, root and leaves. Then they will be asked to fill up each box with a real part of the plant which we can eat. - Art Integration</p> <p><b>6: (Things required for the growth of plant)</b>  <b>Experiment:</b>  <b>Sowing of seed:</b></p>			<p>plants.</p> <ul style="list-style-type: none"> <li>• Know the importance of plants.</li> <li>• Learn about different things that are required for the growth of plants.</li> <li>• Realize that life is not possible without plants.</li> <li>• Be conscious towards taking care of plants.</li> </ul>
--	--	--	--	--	--	--	--	--	---



## ENGLISH



### ANTONYMS

### PREPOSITIONS

OLD

YOUNG

- \* Energizer Fun Game
- \* Picture Identification
- \* Fun with Antonym Song
- \* Antonym Dictionary
- \* Preposition- Pizza Activity
- \* The Pan Cake that Rolled Away
- \* See and Tell Activity
- \* Give Wings to your Imagination (Art Integration)

SKILLS-  
Listening  
Writing  
DOMINANT-  
Speaking  
Reading

SKILLS-  
Observation  
Knowledge  
Understanding  
DOMINANT-  
Reasoning,  
Environmental  
Sensitivity

## EVS



### FOOD

- \* Sources of Food
- \* Raw and Cooked Food Activity
- \* Healthy & Unhealthy Food (song)
- \* Food Pyramid (Art Integration)
- \* Share Healthy Eating Habits with Senior Montessori Kids
- \* Project Work- My Healthy Menu Chart

## UNIT V FOOD

## MATH



### TIME & CALENDAR-

- \* Rapid Fire Round
- \* Importance of Time
- \* Calendar Activity (Festival Integration)
- \* Mark special days of Family in Calendar
- \* Put the days/months in order
- \* Clay Clock (Art integration)
- \* My Daily Routine Chart  
Classification

SKILLS-  
Observational  
Analytical  
Calculation  
DOMINANT-  
Application  
Logical

SKILLS-  
कौशल  
वाचन  
श्रवण  
मनन  
लेखन

## HINDI



### विलोम शब्द

- \* सामूहिक चर्चा
- \* चित्र वर्णन
- \* सूझ बूझ दिखला
- \* आम के पेड़ की आत्मकथा

## OBJECTIVES TO BE ACHIEVED

### Learning Objectives:-



The students will be able to...

- \* know the significance and functions of the food.
- \* learn about the different kinds of food. ( raw/cooked, healthy / unhealthy/junk, vegetarian / non-vegetarian food)
- \* categorise the food items in three food groups (body building, protective and energy giving) and know their individual significance.
- \* read time on a 12 hour digital and an analogue clock and read the time to the hours and half hours and quarter and develop understanding of importance of eating food at proper time and intervals.
- \* learn the importance of a calendar and learn the names of all 12 months and the significance of the different vegetables and fruits according to the seasons.
- \* elaborate the significance of weather, seasons, day / night / sunrise / sunset and how all of these follow a discipline in their time pattern.
- \* understand that preposition is a word that shows relation between noun and pronoun to other words in a sentence.
- \* understand that antonyms are words that have opposite meaning.

### Behavioural Objectives: -



The students will be able to.....


- \* understand the importance of the three food groups & opt for the right mix for a healthy and active body.
- \* understand and express the importance of healthy eating habits.
- \* understand the proper conservation of resources by not wasting food.
- \* emphasize the significance of time schedules to perform any task and hence to utilize time wisely.
- \* expand written and oral vocabulary with correct use of prepositions.
- \* acknowledge the presence of opposite characteristics of things and people than one expects, learn to respect the diversity in the society.

**TERM II- (NOVEMBER- MARCH)**

**MONTH: November- December (UNIT - V)**

Subject	Topic	Learning/behavioral Objectives	Skills/ Values	Un Sustainable Goals	Resources/ Teaching Aids	Activities/Process	Special Talk/ Parents'	Assessment	Learning outcome
MATHS	TIME AND CALENDAR	<p><b>Specific Learning Objective</b></p> <p>Students will be able to.....</p> <ul style="list-style-type: none"> <li>· tell the names of months and the number of days in a month(<b>knowledge</b>)</li> <li>·elaborate the significance of weather, seasons, day / night / sunrise / sunset and how all of these follow a discipline in their time pattern(<b>understanding</b>)</li> <li>·mark special celebrations of family members on the calendar.</li> <li>·Find and identify holidays that occur and place them at their own calendar.</li> <li>·Discuss about festivals and their importance.</li> <li>· Express that everyone does not celebrate the same holidays because of different cultures.</li> <li>·read time on a 12 hour digital and an analogue clock(<b>understanding</b>)</li> <li>· read the time to the hours and half hours and quarter(<b>understanding</b>)</li> <li>·correlate the table of 5 with the minute hand to read time(<b>understanding</b>)</li> <li>· Draw minute and hour hands properly.</li> <li>·indicate the position of the hands of a clock to show the given hours and minutes(<b>knowledge</b>)</li> <li>· use units of time –hours, minutes, days, months, weeks and years(<b>application</b>)</li> <li>·Differentiate between events that occur at a.m. and p.m.(<b>understanding</b>)</li> <li>· classify activities which can be completed in seconds / minutes / hours/ months/ years</li> </ul>	<p>Observational Logical Analytical Application Calculation</p>		<p>Calendar Flash cards Newspaper Clock Video Links Paper Plate, colours Chart</p> <p>Days song- <a href="https://www.youtube.com/watch?v=3tx0rvuXIRg&amp;list=PLEXLBDDg38TLSuQESK59_gcRFqO8XzJQt">https://www.youtube.com/watch?v=3tx0rvuXIRg&amp;list=PLEXLBDDg38TLSuQESK59_gcRFqO8XzJQt</a></p> <p>Months song- <a href="https://www.youtube.com/watch?v=lPeAo1hz8GA">https://www.youtube.com/watch?v=lPeAo1hz8GA</a></p> <p>Importance of time - <a href="https://www.youtube.com/watch?v=Kbf7XjEeloM">https://www.youtube.com/watch?v=Kbf7XjEeloM</a></p> <p><a href="https://www.youtube.com/watch?v=RKRZyukYKPo">https://www.youtube.com/watch?v=RKRZyukYKPo</a></p> <p><a href="https://www.youtube.com/watch?v=PsUrZUz7esk">https://www.youtube.com/watch?v=PsUrZUz7esk</a></p> <p>Song- What's the time? - <a href="https://www.youtube.com/watch?v=RBvmO7NgUp0">https://www.youtube.com/watch?v=RBvmO7NgUp0</a></p> <p>Am. Pm- <a href="https://www.youtube.com/watch?v=xrwQlYmoYhs">https://www.youtube.com/watch?v=xrwQlYmoYhs</a></p> <p><a href="https://www.youtube.com/watch?v=7y1Q3GqRb7E">https://www.youtube.com/watch?v=7y1Q3GqRb7E</a></p> <p><a href="https://www.youtube.com/watch?v=ZiF0fHPf9TM">https://www.youtube.com/watch?v=ZiF0fHPf9TM</a></p> <p><b>Daily Routine-</b> <a href="https://www.youtube.com/watch?v=bbVOItiyX20">https://www.youtube.com/watch?v=bbVOItiyX20</a></p>	<p><b>Rapid Fire Round</b> Discussion on Days of the Week and Months (Recaptulation)</p> <p>"Put the days/months in order"</p> <p>Calendar Activity Interdisciplinary (Festival)</p> <p>Mark Special Days of family in Calendar- In this activity students will mark birthdays and anniversary of their family members.</p> <p>Importance of Time</p> <p>Clay Clock (<b>Art integration</b>)</p> <p>My Daily Routine Chart</p> <p>Classification</p>		<p><b>*Observation</b></p> <p><b>*Worksheets</b></p> <p><b>*Activities</b></p>	<p>Students will.....</p> <ul style="list-style-type: none"> <li>*know names of months and the number of days in a month</li> <li>*read the time to the hours and half hours and quarter</li> <li>* signify the position of the hands of a clock to show the given hours and minutes</li> <li>*make use of units of time – hours, minutes, days, months, weeks and years</li> <li>*make difference between events that occur at a.m. and p.m.</li> <li>*categorize activities which can be completed in seconds / minutes / hours/ months/ years</li> <li>*use the vocabulary related to time; correlating it with past, present and future events.</li> <li>*emphasis the significance of time schedules to perform any task and hence to utilize time wisely.</li> </ul>

		<p><b>(application)</b></p> <p><b>Behavioral Objectives:-</b></p> <p>Students will be able to.....</p> <ul style="list-style-type: none"> <li>· revise vocabulary related to time; correlating it with past, present and future events.</li> <li>·emphasis the significance of time schedules to perform any task and hence to utilize time wisely.</li> </ul> <p>develop strong bond for family, friends and religions.</p>							
Subject	Topic	Learning/behavioral Objectives	Skills/ Values	Un Sustainable Goals	Resources/ Teaching Aids	Activities/Process	Special Talk/ Parents'	Assessment	Learning outcome
English	Preposition	<p>Specific Learning Objectives: -</p> <p>Students will be able to</p> <ul style="list-style-type: none"> <li>• understand that preposition is a word that shows relation between noun and pronoun to other words in a sentence.</li> <li>• identify the correct preposition in the sentence.</li> <li>• improve their learning ability by observing examples and images from the videos and presentations.</li> <li>• understand the relevance of prepositions and where they are placed in a sentence.</li> <li>• demonstrate correct usage of prepositions.</li> <li>• draw and describe a picture illustrating the prepositions in, on, under, and behind etc.</li> <li>• enhance their creativity by creating a scenery by listening to various sentences.</li> </ul> <p>Behavioral Objectives-</p> <p>Students will be able to</p> <ul style="list-style-type: none"> <li>• use preposition in day to day language.</li> <li>• gather vocabulary knowledge when considering a word or phrase important for comprehension or expression.</li> </ul>	<p>Listening</p> <p>Speaking</p> <p>Reading</p> <p>Writing</p>		<p>video, toys (doll, ball, basket, pen, box etc), chart paper, practice sheet, worksheet</p> <p><a href="https://www.youtube.com/watch?v=o9atMPY5zms">https://www.youtube.com/watch?v=o9atMPY5zms</a></p>	<p><b>Activity- 1 :</b> Preposition pizza activity.</p> <p><b>Activity 2:</b> Discussion and identification in the sentences</p> <p><b>Activity 3-</b> See and Tell</p> <p><b>Activity 4-</b> Give Wings to your Imagination-</p>		<p>Activity</p> <p>Worksheet</p>	<p>Students will identify the preposition through examples.</p> <p>understand that linking words (prepositions) are used to show the relationship or positioning of two naming words.</p> <p>frame the sentences with correct usage of prepositions.</p>

Subject	Topic	Learning/behavioral Objectives	Skills/ Values	Un Sustainable Goals	Resources/ Teaching Aids	Activities/Process	Special Talk/ Parents'	Assessment	Learning outcome
English	OPPOSITES	<p><b>Specific Learning Objectives: -</b> Students will be able to.....</p> <ul style="list-style-type: none"> <li>understand that antonyms are words that have opposite meaning. (knowledge)</li> <li>increase knowledge of antonym pairs. (knowledge)</li> <li>give examples of antonyms.</li> <li>create an original piece of writing using antonyms. (application)</li> <li>synthesize their knowledge of antonyms by playing "Word search". (understanding &amp; application)</li> <li>match familiar and unfamiliar words with their antonyms (understanding)</li> <li>generate appropriate antonyms for words in a text. (application)</li> </ul> <p><b>Behavioural Objectives: -</b> Students will be able to.....</p> <ul style="list-style-type: none"> <li>observe and identify things carefully to make expression more stimulating.</li> <li>describe things properly using more descriptive words.</li> <li>expand written and oral vocabulary.</li> <li>try to replace their negative expression with the positive ones.</li> </ul>	Listening Speaking Reading Writing		Picture flash cards  practice sheet  worksheet  Video <a href="https://youtu.be/TW4OQxUVjiE">https://youtu.be/TW4OQxUVjiE</a> <a href="https://youtu.be/5kFU__btMG4">https://youtu.be/5kFU__btMG4</a>	Activity 1- Energizer Fun Game-  Discussion  Activity 2- A video and Picture Identification Activity 3- Fun with Antonym Song Activity 4- Antonym Dictionary		Worksheet Activity - Opposite dictionary	Students will: <ul style="list-style-type: none"> <li>Understand that antonyms are words opposite in meaning. <ul style="list-style-type: none"> <li>increase knowledge of antonym pairs and use them in their writing.</li> </ul> </li> <li>Yield knowledge of opposites by playing "Word search" exhibit their understanding of antonyms in their learning.</li> <li>substitute their negative expression with the positive ones.</li> <li>practice antonyms to make expression more stimulating.</li> </ul>
Hindi	विलोम शब्द	<p><b>OBJECTIVES –</b> विद्यार्थियों को - Ø विलोम शब्दों के बारे में अवगत कराना की वे एक ही भाषा के शब्द के विलोम अर्थ वाले शब्द होते हैं। Ø शब्दों के सही विलोमार्थ शब्द याद करवाना छात्रों से सामान्य प्रश्न पूछ कर उनसे प्राप्त उत्तरों के द्वारा विलोम शब्दों से परिचित करना Ø लिखते समय सही विलोमार्थ शब्द का उपयोग बताना। Ø गतिविधि द्वारा उनकी सोच और समझ को विकसित करना। Ø उनकी याद करने व समझने की प्रवृत्ति को प्रदर्शित करवाना। Ø शब्दों का उनके उचित विलोमार्थ शब्द के साथ जोड़ी बनवाना।</p> <p><b>Behavioural Objectives</b> Ø उनके भावों की प्रभावशाली बनाने के लिए विलोमार्थ शब्दों का अभ्यास करवाना। Ø लिखने व बोलने में और स्पष्ट शब्दों का चयन कराना। Ø बोलने व लिखते में प्रयोग आने वाली शब्द सूची में विकास</p>	काशिल – वाचन श्रवण मनन लेखन		Picture, Flash cards, Video, practice sheet, worksheet  <a href="https://youtu.be/b2JLZMA49zE">https://youtu.be/b2JLZMA49zE</a> (Hindi)	गातावाध-    विद्यार्थी चित्र को ध्यानपूर्वक देखेंगे व उसके बारे में कक्षा में बताएंगे जैसेमर्ग - रजसू, ठंडी बर्फ, धीमा कछुआ, तेज खरगोश। शिक्षिका उनकी प्रतिक्रिया को श्यामपट पर अंकित करेगी। सभी चित्रों के बारे में बताने के पश्चात उनकी प्रतिक्रियाओं के माध्यम से		अभ्यास पत्रक  अवलोकन	विद्यार्थी - □ विलोम शब्दों के बारे में अवगत हो सकेंगे की वे एक ही भाषा के शब्द के विलोम अर्थ वाले शब्द होते हैं। □ शब्दों के सही विलोमार्थ शब्द याद करसकेंगे। □ लिखते समय सही विलोमार्थ शब्द का उपयोग कर सकेंगे। □ उनकी याद करने व समझने की प्रवृत्ति को प्रदर्शित कर सकेंगे। □ शब्दों का उनके उचित विलोमार्थ शब्द के साथ जोड़ी बना सकेंगे।

		करवाना। Ø नकारात्मक सोच को सकारात्मक सोच से बदलने का प्रयास करवाना।				शब्द व उनके विलोम शब्दों के बारे में समझाया जाएगा। <b>पाठ 7 – आम के पेड़ की आत्मकथा</b> * पाठ में आए कुछ शब्दों को रेखांकित करें जिनके विलोम शब्द हमने पढ़े हैं और पूरी कक्षा के सामने बोल कर बताएं। (group activity) <b>सूझ बुझ दिखला</b>		
<b>EVS</b>	<b>Food</b>	<p><b>Specific Learning Objectives:</b> Students will be able to..... Ø learn about the different kinds of food. ( raw/cooked, healthy / unhealthy/junk, vegetarian / non-vegetarian food) [understanding] Ø identify and describe familiar foods. Ø understand how each type of food is important.– [knowledge &amp; understanding] Ø Ø classify the origin of food. (Plants&amp; Animals) – [understanding &amp; application] Ø categorize the food items in three food groups (body building, protective and energy giving)– [understanding &amp; application] Ø know the significance and functions of the three food groups.– [knowledge &amp; understanding] Ø understand and express the importance of healthy eating habits with junior students and others. [knowledge &amp; understanding] Ø prepare healthy menu chart for themselves irrespective of their likes and dislikes.</p> <p><b>Behavioral Objectives:</b> Students will be able to..... · to adopt healthy food habits · understand the significance of three very essential food groups; this will assist them in opting for the right mix. · maintain the daily intake of Balanced Diet. · motivate others to eat healthy food. · learn different ways to digest food. · realize the importance of exercise. · sensitize towards the underprivileged people. · create awareness that not only human beings but birds and animals also need to be taken care of as they are essential part of our environment. · understand the proper conservation of resources by not wasting food.</p>	Observation, Knowledge, Understanding Reasoning, Env. Sensitivity		<p>Pictures, Practice sheet, Tissue paper, Packet of chips</p> <p><b>1: Sources of Food-</b> Pictures will be shown to the students and they would be asked, what they get from plants, and animals.</p> <p><b>2: Raw and Cooked Food</b></p> <p><b>3: Healthy and Unhealthy (junk) Food-</b>through packet of chips and tissue <b>Song: Healthy vs Unhealthy food</b> <a href="https://www.youtube.com/watch?v=fE8IezHs19s&amp;feature=youtu.be(son g)">https://www.youtube.com/watch?v=fE8IezHs19s&amp;feature=youtu.be(son g)</a></p> <p>4: FoodGroup (Energy Giving, Body Building, Protective Food)Students will make the food pyramid. - Art Integration</p> <p>A Talk by a Nutrition (will be planned, depends on time and situation) Share Healthy Eating Habits with Senior Montessori Kids</p> <p>Project Work- My Healthy Menu Chart (for a Week interdisciplinary with Time and Calendar)</p>	<p>*Observation *Worksheets *Activities</p>	<p><b>Students will.....</b></p> <p>-understand the significance of three food groups that are essential for the growth of our body.</p> <p>- Identify, compare and classify the food items according to the three food groups.</p> <p>- understand the importance of eating a balanced meal.</p> <p>- classify vegetarian and non-vegetarian, raw food and cooked food items</p> <p>- classify junk food and healthy food.</p> <p>- distinguish between food we get from plants and animals.</p> <p>- Compare their eating habits with others.</p> <p>-instill the importance of eating healthy food.</p>	

# ENGLISH

CONJUNCTION  
COMPOUND WORDS




## Skills



Listening  
Speaking  
Reading  
Writing

**DOMINANT SKILL -  
SPEAKING**

Activity 1 - Discussion  
Activity-2  
Links and locks activity  
Activity-3- Video  
Activity-4-  
Sentence Builder Note card  
Activity  
Introduction of the topic  
through van diagram.  
Activity-2 (Song)  
Activity 3-) Guess The Word-  
Puzzle bag Activity



# EV'S UNIT - 6 MATH

People and Places in our  
Neighbourhood



## Skills

**COMMUNITY HELPERS**

Knowledge,  
Understanding & Reasoning,  
Env. Sensitivity


**DOMINANT SKILL- Knowledge  
&  
Understanding**



Videos  
Role & Tools Activity  
Importance of Community  
Helpers  
Role Play Activity  
Thank you card making  
Activity (Art Integration)  
Videos  
Role & To  
Importan  
Helpers  
Role Play Activity  
Thank you card making  
Activity (Art Integration)



\*Shapes  
Patterns  
Money  
**Skills**



Observational  
Logical  
Analytical  
Application  
Calculation  
**DOMINANT SKILL -  
Application  
Calculation**



**Making a Money Bank(Art Integration)**  
**Can Money Buy You Happiness? -  
Story**  
**Tracing of coins and drawing  
currency notes (Art Integration)**  
**The shopping Game**  
**Complete the table- 3D shapes**  
**Activity- Plane or solid**  
**Pattern Walk (Art Integration)**  
**Rangoli Making(Art Integration)**

# HINDI

पाठ का वाचन  
सुलेख  
वाक्य रचना



## Skills

वाचन  
लेखन  
श्रवण  
मनन



गद्यांश  
चित्र वर्णन  
वाक्य रचना  
श्रुतलेख  
वाक्य प्रयोग



## Behavioral Objectives:

Students will be able to.....

- show respect towards various community helpers.
- learn to appreciate the hard work that people in our neighbourhood do and appreciate their contribution in their everyday life.
- learn the value of hard work that needs to be done in order to earn money.
- learn the importance of money in our real lives.
- explore how people have jobs and take on other responsibilities to earn money.
- understand that money cannot buy happiness.
- identify basic visual and auditory patterns in the world around them
- learn the value of bonding and togetherness.
- move from common to creative
- apply standard grammar and usage to communicate clearly and effectively in writing.





# Objectives

## Learning Objective:

Students will be able to.....

- understand about the people of the community in detail.
- get acquainted with different occupations and equipment used by each of them and what work they do.
- understand the importance of Helpers in our society.
- identify the compound words.
- comprehend the component parts of words.
- enrich their vocabulary.
- recognize and use conjunctions correctly to join two sentences meaningfully.
- identify currency – notes and coins.
- recognize different denominations of currency in use.
- calculate the money while shopping.
- identify the shapes around them.
- understand the characteristics of 2D and 3D shapes.
- learn geometric patterns and colours form glorious patterns creating a new creative product.
- apply the sense of symmetry, arranging of patterns, ordering and sequencing.



**MONTH: JANUARY (UNIT – VI)**

Subject	Topic	Learning/behavioral Objectives	Skills/ Values	Un Sustainable Goals	Resources/ Teaching Aids	Activities/Process	Special Talk/ Parents'	Assessment	Learning outcome
<b>MATHS</b>	<b>Money</b>	<p><b>Specific Learning Objectives:-</b></p> <p>Students will be able to.....</p> <ul style="list-style-type: none"> <li>● Identify currency – notes and coins(knowledge)</li> <li>● recognize different denominations of currency in use (knowledge)</li> <li>● put together smaller amounts of money to make larger amounts(understanding)</li> <li>● add and subtract small amounts of money(application)</li> <li>● calculate the money one gets back after paying money in excess to a shopkeeper.(knowledge, application)</li> <li>● handle a money transaction in real life, be it a smaller one (understanding, application)</li> </ul> <p><b>Behavioral Objectives:-</b></p> <p><b>Students will be able to.....</b></p> <ul style="list-style-type: none"> <li>● learn the importance of money in our real lives.</li> <li>● explore how people have jobs and take on other responsibilities to earn money.</li> <li>● appreciate the presence of money in their lives and the comfort it brings along.</li> <li>● understand that money is a superficial thing not above personal relationships.</li> <li>● realize that money cannot buy happiness.</li> </ul>	Observational Logical Analytical Application Calculation		<p>Video links</p> <p>Carton Box</p> <p>Paper notes &amp; coins</p> <p><a href="https://www.youtube.com/watch?v=P5Vi4j1F4sE">https://www.youtube.com/watch?v=P5Vi4j1F4sE</a></p>	<p>Oral Discussion (Recapitulation)</p> <p>Making a Money Bank-HOME ASSIGNMENT <b>(Art integration)</b></p> <p>Can Money Buy You Happiness? -Story Notebook work- smaller amount to make larger amount</p> <p>Tracing of coins and drawing currency notes <b>(Art integration)</b></p> <p>The shopping Game</p>		<p>*Observation</p> <p>*Worksheets</p> <p>*Activities</p>	<p>Students will be able to.....</p> <ul style="list-style-type: none"> <li>● Identify currency – notes and coins(knowledge)</li> <li>● recognize different denominations of currency in use (knowledge)</li> <li>● put together smaller amounts of money to make larger amounts(understanding)</li> <li>● add and subtract small amounts of money(application)</li> <li>● calculate the money one gets back after paying money in excess to a shopkeeper.(knowledge , application)</li> <li>● handle a money transaction in real life, be it a smaller one (understanding, application)</li> </ul>
Subject	Topic	Learning/behavioral Objectives	Skills/ Values	Un Sustainable Goals	Resources/ Teaching Aids	Activities/Process	Special Talk/ Parents'	Assessment	Learning outcome
<b>Math</b>	<b>Shapes</b>	<p><b>Specific Learning Objectives:-</b></p> <p>The students...</p> <ul style="list-style-type: none"> <li>● will identify the shapes around them. (knowledge)</li> <li>● will,learn that different shapes have different properties and it changes their look and usage. (understanding).</li> <li>● will learn about new set of things like vertices, faces when introduced to 3D shapes (knowledge)</li> <li>● will compare characteristics of 2D and 3D shapes(understanding)</li> </ul> <p><b>Behavioral Objectives</b></p> <ul style="list-style-type: none"> <li>● The students will appreciate the presence of shapes in the things around them.</li> <li>● identify basic visual and auditory patterns in the world around them.</li> </ul>	observational logical application		<p>Mystery Bag</p> <p>Real life items of different shapes</p> <p>Song on 2D shapes <a href="https://www.youtube.com/watch?v=beTDz9HSNOM">https://www.youtube.com/watch?v=beTDz9HSNOM</a></p> <p>Song on 3 D shapes <a href="https://www.youtube.com/watch?v=guNdJ5MtX1A">https://www.youtube.com/watch?v=guNdJ5MtX1A</a></p> <p>Difference between 2D and 3D shape <a href="https://www.youtube.com/watch?v=YxoLIStu1jo">https://www.youtube.com/watch?v=YxoLIStu1jo</a></p>	<p>Revision of 2D shapes</p> <p>Complete the table- 3D shapes</p> <p>Songs</p> <p>drawing of shapes</p> <p>Mystery Bag</p> <p>Activity- Plane or solid</p>		<p>Observation</p> <p>*Worksheets</p> <p>*Activities</p>	<p>The students...</p> <ul style="list-style-type: none"> <li>● will identify the shapes around them. (knowledge)</li> <li>● will,learn that different shapes have different properties and it changes their look and usage. (understanding).</li> <li>● will learn about new set of things like vertices, faces when introduced to 3D shapes (knowledge)</li> <li>● will compare characteristics of 2D and 3D shapes(understanding)</li> </ul>

Subject	Topic	Learning/behavioral Objectives	Skills/ Values	Un Sustainable Goals	Resources/ Teaching Aids	Activities/Process	Special Talk/ Parents'	Assessment	Learning outcome
Math	Patterns	<p><b>OBJECTIVES –</b></p> <p><b>Specific Learning Objectives</b> Students will be able to.....</p> <p>*draw and create patterns with the given material.They will learn geometric patterns and colours form glorious patterns creating a new creative product. (knowledge, understanding &amp; application)</p> <p>*Students will develop the sense of symmetry arranging of patterns ordering and sequencing (understanding &amp; application)</p> <p><b>Behavioral Objectives:-</b> Students will be able to.....</p> <p>..</p> <p>* appreciate the patterns present in nature, their own growth stages, in seasons etc.</p> <p>*read the patterns and interpret them. This will enhance logical reasoning in real life.</p> <p>*expand their creativity and innovation</p>	Observational Logical Analytical Application		<p>Video links Beans Coloured chalks Patterns are everywhere- <a href="https://www.youtube.com/watch?v=UuAYp6O8GwU">https://www.youtube.com/watch?v=UuAYp6O8GwU</a></p> <p>Pattern Song- <a href="https://www.youtube.com/watch?v=MBjixSx45-Q">https://www.youtube.com/watch?v=MBjixSx45-Q</a> Pattern Song- <a href="https://www.youtube.com/watch?v=-NdzJg3moRY">https://www.youtube.com/watch?v=-NdzJg3moRY</a></p> <p>Pattern in Fruits and Vegetables - <a href="https://www.youtube.com/watch?v=1Cv4HybU20">https://www.youtube.com/watch?v=1Cv4HybU20</a> Vegetable Painting Pattern - <a href="https://www.youtube.com/watch?v=VHaSJ2iXXIk">https://www.youtube.com/watch?v=VHaSJ2iXXIk</a></p>	<p>Pattern Walk</p> <p>Rangoli Making (<b>Art integration</b>)</p> <p>Patterns with Beans (<b>Art integration</b>)</p> <p>Notebook Work</p>		<p>Observation</p> <p>*Worksheets</p> <p>*Activities</p>	<p><u>Student will</u>.....</p> <p>* recognize, describe, extend and create a wide variety of patterns.</p> <p>*Identify, describe and extend a repeating pattern found in common objects, sounds, movements etc.</p> <p>* develop creativity and innovation</p>
Subject	Topic	Learning/behavioral Objectives	Skills/ Values	Un Sustainable Goals	Resources/ Teaching Aids	Activities/Process	Special Talk/ Parents'	Assessment	Learning outcome
ENGLISH	Conjunction	<p><b>Specific Learning Objectives-</b> Specific Learning Objectives- Students will be able to</p> <ul style="list-style-type: none"> <li>Identify conjunction as words used to connect words or parts of sentences providing meaning and integration.</li> <li>Understand the usage and placement of conjunction in sentence formation.</li> </ul> <p><b>Behavioral Objectives-</b> Students will be able to</p> <ul style="list-style-type: none"> <li>Using correct grammar will enhance their confidence in speaking and expressing themselves.</li> <li>understand that just like conjunctions they can also play an important role in connecting people.</li> </ul>	Listening Speaking Reading Writing		<p>Video practice sheet worksheet</p>	<p>Activity 1 - Discussion</p> <p>Activity-2 Links and locks activity Activity-3- Video Activity-4- Sentence Builder: notecard activity</p>		<p>Activity Worksheet</p>	<p>Students will -</p> <ul style="list-style-type: none"> <li>* identify the conjunctions with examples.</li> <li>*understand that joining words (conjunctions) are used to join two different sentence.</li> <li>*frame the sentences with correct usage of conjunctions.</li> </ul>

Subject	Topic	Learning/behavioral Objectives	Skills/ Values	Un Sustainable Goals	Resources/ Teaching Aids	Activities/Process	Special Talk/ Parents'	Assessment	Learning outcome
ENGLISH	Compound words	<p><b>Specific Learning Objectives:</b> The students will be able to</p> <ul style="list-style-type: none"> <li>recognize a compound word from a mix set of words (knowledge).</li> <li>Understand two different words join together to form a new word with a new meaning.</li> <li>understand that a compound word is completely different in usage and placement from the 2 words those were joined to form it. (understanding &amp; application).</li> <li>enrich their vocabulary.(knowledge)</li> </ul> <p><b>Behavioral Objectives-</b> Students will be able to</p> <ul style="list-style-type: none"> <li>understand that often a merger is creative and even more beautiful than its previous separate forms holding a new meaning through the art integration.</li> <li>A novel idea can be generated by trying and joining together what we already have.</li> <li>open their minds to more complex concepts of creating secondary products with given primary ones.</li> <li>learn the value of togetherness.</li> </ul>	Listening Reading writing Speaking		Video Puzzle Bag Slips of different words	<p><b>Activity-1</b> Teacher will introduce the topic with the van diagram. Activity-2 (Song) Activity 3-) Guess The Word-Art Integration Activity-4 Puzzle Bag Activity</p>		Activity worksheet	<p><b>Learning Outcome:</b> The students will Know what a compound word is. Combine the two meaningful words to form a new significant word. Give more examples of compound words that they will come across in their day to day life.</p>
Subject	Topic	Learning/behavioral Objectives	Skills/ Values	Un Sustainable Goals	Resources/ Teaching Aids	Activities/Process	Special Talk/ Parents'	Assessment	Learning outcome
EVS	PEOPLE AND PLACES IN OUR NEIGHBOURHOOD	<p><b>Students will be able to.....</b></p> <ul style="list-style-type: none"> <li>learn about people of the community in detail.– <b>[understanding]</b></li> <li>Recognize different occupations and equipment used by each of them and what work they do. [knowledge &amp; understanding]</li> <li>understand as to how the society would get affected in their absence (strike, a day without helpers).– <b>[knowledge &amp; understanding]</b></li> </ul> <p><b>Behavioral Objectives:</b> Students will be able to.....</p> <ul style="list-style-type: none"> <li>show respect towards various community helpers. (Thank you Card Making)</li> <li>understand that people need to work to earn their livelihood and education they are gaining will enable them to do the same.</li> <li>Learning to appreciate the hard work that people in our neighbourhood do and appreciate their contribution in their everyday life.</li> <li>learning the value of hard work that needs to be done in order to earn money.</li> </ul>	Observation, Knowledge, Understanding & Reasoning, Env. Sensitivity		Videos Objects	<p>Activity 1:Videos Activity 2: Role &amp; Tools Activity-3: Importance of Community Helpers Questions will be asked to the students: Activity 5: Role Play <b>Thank You Card Making-Art Integrated</b></p>	<b>Activity 4: Guest visit</b>		<p><b>Learning Outcome:</b> Students will..... - recognize and identify the people and places of neighbourhood. - discuss the various facilities provided by the community helpers. - tell the name of the tools used by different community helpers. - realize the importance of helpers and value them. - develop the value of dignity of labour.</p>