

*I CAN project*  
*Vidhya Daan*  
*Imparting quality education*



*Drabla*

*Khatri*

*Rishi*

*Aviral Tiwari*  
*Bhavesh*

*Nayya*

# Feel



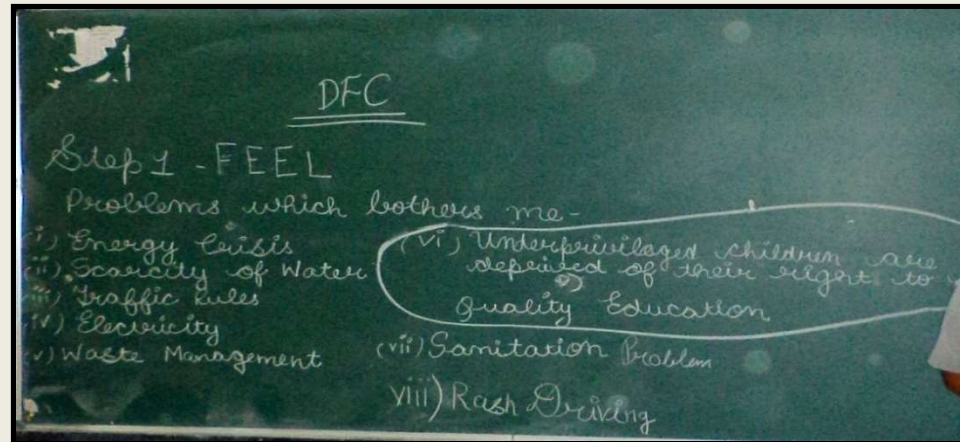
**1. Shared the common problems of children which bothers them most**



**2. Enlisted the problems shared**

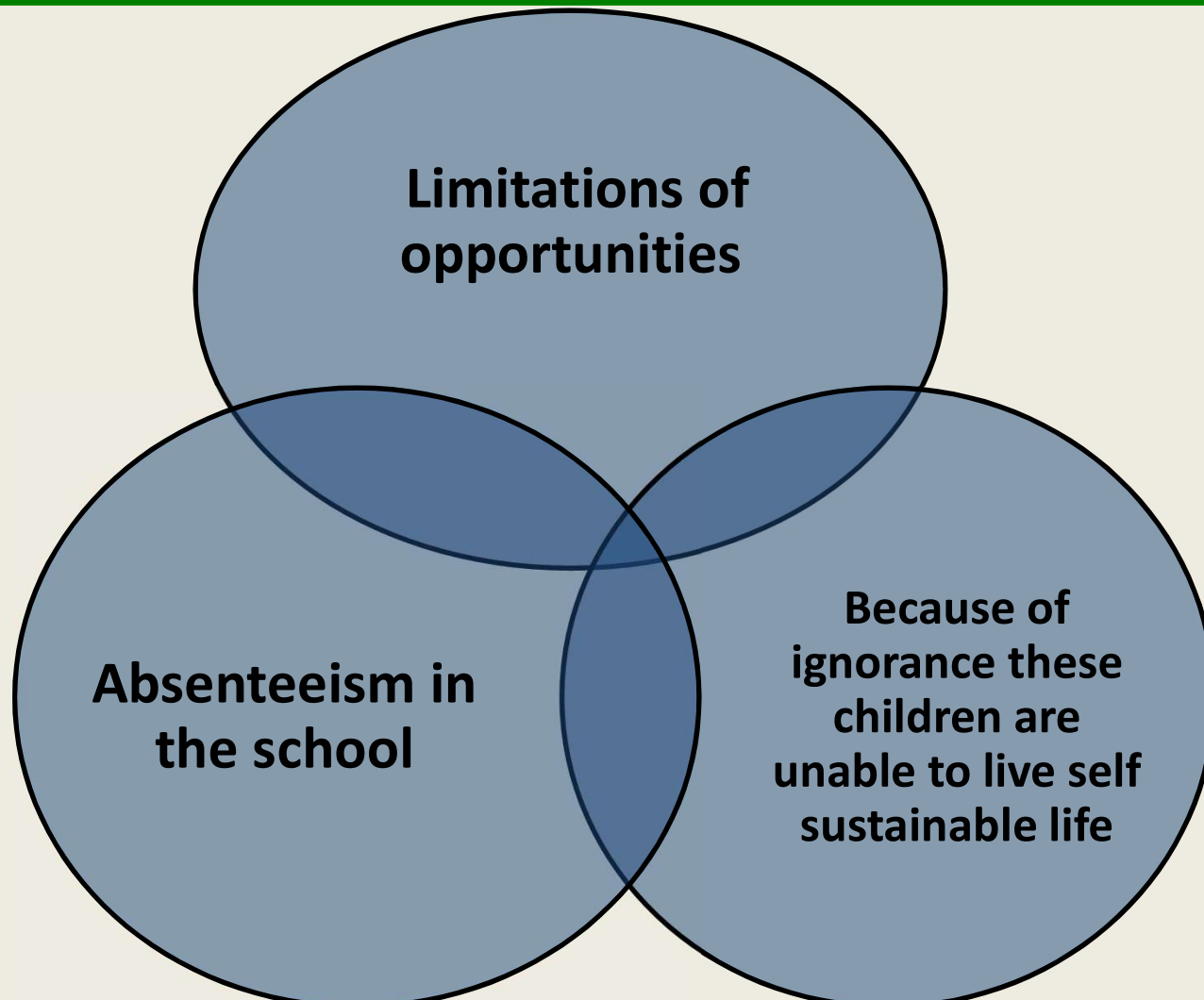


**3. Identified the most sensitive problem**



**4. Identified the area to work upon - under privileged children are deprived of their right to get quality education**

**Find out the reasons behind the  
identified area**



# Thought process



What.... ??? can be  
the solutions



*We analyze their problems and came up  
with following suggestions*



**We can  
donate  
books**

**We can  
donate  
equipments**




**We can ask them  
to visit our school  
and observe the  
practices which  
we are doing in  
the school**

**We can go there  
and share our  
practices with  
the available  
resources**



**Finally we have  
decided to**



**Reach them  
teach them  
and share our  
practices with  
available  
resources**



# Target site



To endow quality education we targeted children of a  
Government school



# DE



**1. Taken permission from their in charge**



**2. Came to Know their learning practices**



**3. Designed objective's for our project**



**4. Explained our plan of action**





To educate these children and give them opportunity to explore their hidden talents

To inspire them for education

Our objective's

To endow quality education and to motivate them to take initiative .

To give them deep understanding of concept of their syllabus along with generating health and hygiene awareness, which would help in connecting classroom teaching with real life situations.

**Implementing practices - Activities were selected from chapter acid bases and salt**

- Video .57-1.46 i.e .89sec.

# Implementing practices -



**1. Preparing turmeric indicator by applying turmeric paste on filter paper**



**2. Base turns red with turmeric and acid remains colorless**



**3. Preparing china rose indicator by rubbing china rose petals on filter paper**



**4. China rose indicator gives green colour with base and red with acids.**

# Implementing practices



**1. Reaction of acid and base**



**2. Acid react with base and form salt and water .Reaction is called as Neutralization**



**3. Burning of Magnesium to form magnesium oxide**



**4. Magnesium oxide when dissolves in water forms a base which acts as an antacid**



acidity

www.meritnation.com



Application of acid base reaction in day to day life along with maintaining health and hygiene



Test Soil pH with vinegar and baking soda

www.superbites.com



beestings



Ant sting



Oral hygiene

# Making working models by using waste materials



1. Projector by using fused bulb



2. Lamp



3. Periscope



4. Pinhole camera

# Participation of students of target school in different activities



1. Shown keen interest in understanding concept



2. Shown enthusiasm in doing activity



2. Students of both schools worked as a team



4. performed experiments with us

# *Responses of students of target school*

---

- Video of student




# Share



**1. Shared our practices with the students of our school in A.V hall**



**2. Shared our practices with students of community club and health and wellness club**



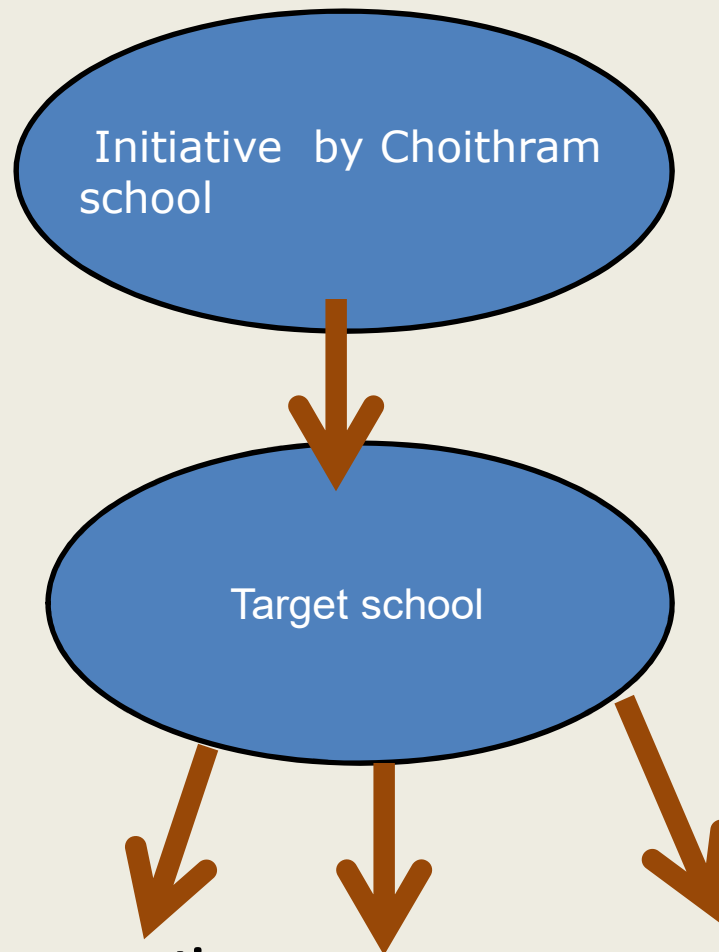
**3. Shared our practices with authorities**



***Students of target school took initiative and exposed their talent in front of students of other school***

Video of .09 to .019 then 1.08-1.09 target  
school

# *Vidhyadaan is contagious*



And the saga continues.....



**THANK YOU!**