

**CHOITHRAM SCHOOL, MANIK BAGH**  
**ANNUAL CURRICULUM PLAN**

**TARGET GROUP: PRIMARY**  
**CLASS/LEVEL: II**

**MONTH: JUNE – JULY (UNIT : 1 )**

Subject	Topic	Learning/behavioral Objectives	Skills/ Values	Un Sustainable Goals	Resources/ Teaching Aids	Activities/Process	Special Talk/ Parents' Involvement/ Field trip	Assessment	Learning outcome
MATHS	<b>PLACE VALUE</b>	<p><b><u>Specific Learning Objectives:-</u></b> The students will be able to..... * relate the position of each digit in a number with its place value. *read, write, and identify the place value of each digit in a three-digit number. *understand that the three digits of a three-digit number represent quantities of hundreds, tens, and ones; e.g. 706 equals to 7 hundreds, 0 tens and 6 ones. * develop the ability to read and write any three digit number up to 999. * identify the value of digits in a number. <b><u>Behavioral Objectives:-</u></b>  * Apply the concept of numbers in the daily routine situations which demand the use of the same.</p>	Observational Logical Application		<p><b>Flash Cards</b> <b>Dienes Blocks</b> <b>Abacus</b> <b>Video Links</b> <b>Songs</b> <b>Worksheets</b> <a href="https://www.youtube.com/watch?v=fshyCNqHlbw">https://www.youtube.com/watch?v=fshyCNqHlbw</a>  <a href="https://www.youtube.com/watch?v=0T-E4FW6GDQ">https://www.youtube.com/watch?v=0T-E4FW6GDQ</a>  <a href="https://www.youtube.com/watch?v=KYovkg7oeRA">https://www.youtube.com/watch?v=KYovkg7oeRA</a> <b>(5) Place value</b> Songs- <a href="https://www.youtube.com/watch?v=a4FXl4zb3E4">https://www.youtube.com/watch?v=a4FXl4zb3E4</a>  <a href="https://www.youtube.com/watch?v=5W47G-h7myY">https://www.youtube.com/watch?v=5W47G-h7myY</a></p>	<p>Discussion Abacus sheet Hat Trick (Game)</p> <p>Activity using Dienes Blocks</p>		<p><b>Observation</b> <b>*Worksheets</b> <b>*Activities</b></p>	<p>The students will be able to..... * read and write 3 digit numbers using the knowledge to place the numbers in their proper position. * develop the aptitude of putting numbers in groups of Hundreds, Tens and Ones. * read and write any three digit numbers up to 999. * make out that the position of a digit changes the value of a number.</p>
	<b>SHAPES</b>	<p><b><u>Specific Learning Objectives:-</u></b> The students... * will get acquainted with the uses and importance of sense organs(<b>knowledge</b>) * will identify characteristics of 3D shapes(<b>knowledge</b>) * will compare characteristics of 2D and 3D shapes(<b>understanding</b>) * will identify whether a shape is 2D or 3D(<b>knowledge &amp; application</b>)</p>	<b>observational logical application</b>		<p>colour papers shapes (3D) Mystery Bag Real life items of different shapes Song on 2D shapes <a href="https://www.youtube.com/watch?v=beTDz9HSNOM">https://www.youtube.com/watch?v=beTDz9HSNOM</a></p>	<p>Revision of 2D shapes</p> <p>Complete the table- 3D shapes songs drawing of shapes Mystery Bag</p>		<p><b>Observation</b> <b>*Worksheets</b> <b>*Activities</b></p>	<p>The students will ..... * understand the uses and importance of sense organs *spot the characteristics of 3D shapes *compare the characteristics of</p>

		<p>* visualize and name common 3D shapes and explore the characteristics of simple solid shapes <b>(knowledge &amp; application)</b></p> <p><b><u>Behavioral Objectives</u></b></p> <p>* The students will identify real world examples of 3D and 2D shapes.</p> <p>* To apply the concept of shapes in everyday life.</p>			<p>Song on 3 D shapes  <a href="https://www.youtube.com/watch?v=guNdJ5MtX1A">https://www.youtube.com/watch?v=guNdJ5MtX1A</a></p>			<p>2D and 3D shapes          * recognize whether a shape is 2D or 3D          * imagine and name common 3D shapes by observing real life examples</p>
	<b>PATTERNS</b>	<p><b><u>Specific Learning Objectives</u></b></p> <p>Students will be able to.....</p> <p>* Demonstrate an understanding of increasing number patterns and geometric representations</p> <ul style="list-style-type: none"> <li>• describing</li> <li>• extending</li> <li>• creating</li> </ul> <p><b>(knowledge, understanding &amp; application)</b></p> <p>* Students will develop the sense of logical reasoning          symmetry          arranging of patterns          ordering and sequencing  <b>(understanding &amp; application)</b></p> <p><b><u>Behavioral Objectives:-</u></b></p> <p>Students will be able to.....</p> <p>* identify the patterns in nature/games/family          * expand their creativity and innovation          * identify basic visual and auditory patterns in the world around them.</p>	<p>Observational          Logical          Analytical          Applications</p>		<p><b>Video links</b>  <b>Beans Patterns are everywhere-</b>  <a href="https://www.youtube.com/watch?v=UuAYp6O8GwU">https://www.youtube.com/watch?v=UuAYp6O8GwU</a></p> <p><b>Pattern Song-</b>  <a href="https://www.youtube.com/watch?v=MBjixSx45-Q">https://www.youtube.com/watch?v=MBjixSx45-Q</a>  <b>Pattern Song-</b>  <a href="https://www.youtube.com/watch?v=-NdzJq3moRY">https://www.youtube.com/watch?v=-NdzJq3moRY</a></p> <p><b>Pattern in Fruits and Vegetables -</b>  <a href="https://www.youtube.com/watch?v=1Cv4HybU20">https://www.youtube.com/watch?v=1Cv4HybU20</a>  <b>Vegetable Painting Pattern -</b>  <a href="https://www.youtube.com/watch?v=VHaSJ2jXXIk">https://www.youtube.com/watch?v=VHaSJ2jXXIk</a></p>	<p>Pattern Walk          Rangoli Making          Patterns with Beans          Notebook Work</p>	<p><b>Observation</b>  <b>*Worksheets</b>  <b>*Activities</b></p>	<p><u>Student will</u>.....</p> <p>* recognize, describe, extend and create a wide variety of patterns.</p> <p>* Identify, describe and extend a repeating pattern found in common objects, sounds, movements etc.</p> <p>* develop creativity and innovation</p>
ENGLISH	Naming words	<p><b><u>Specific Learning Objectives:-</u></b></p> <p>The students will be able to.....</p> <ul style="list-style-type: none"> <li>➤ recognize the naming words. (Knowledge)</li> <li>➤ identify naming words in sentences. (Knowledge)</li> <li>➤ give their own examples of nouns. (understanding)</li> <li>➤ put different naming words in proper categories. (application)</li> <li>➤ understand common &amp; proper noun. (understanding &amp; application)</li> <li>➤ learn that proper nouns are always written</li> </ul>	<p>Listening          Speaking          Reading          Writing          Thinking          Observational</p>		<p>videos,          flash cards,          practice sheet,          worksheet  <a href="https://youtu.be/970bpl1l_yk">https://youtu.be/970bpl1l_yk</a></p>	<p>Recapitulation</p> <p>    Ls- Two Little Kittens          Video          Comprehension          Assessment</p>	<p><b>Observation</b>  <b>*Worksheets</b>  <b>*Activities</b></p>	<p>The students will be able to.....</p> <ul style="list-style-type: none"> <li>➤ identify the naming words in a sentence</li> <li>➤ categorize the types of nouns (person, place, thing and animal)</li> <li>➤ pick different examples from real life</li> </ul>

		with first letter capital in English. (knowledge) ➤ distinguish between common & proper noun. (understanding)							
		<u>Behavioural Objectives:-</u> ➤ To understand that every object has its own name ➤ To develop sense of observation ➤ To learn to categorize things							
	ARTICLES	<u>Specific Learning Objectives:-</u>  Students will be able to * identify articles (knowledge) * name the articles a, an, and the. (knowledge) * recognize that articles are always used with nouns. (knowledge) * use articles correctly in sentences. (understanding and application) Behavioral Objectives- Students will be able to * apply standard grammar and usage to communicate clearly and effectively in writing.	Listening Speaking Reading Writing		<b>Video</b>  <b>Picture cards</b>  <b>Flash cards</b>  <b>worksheet</b>  <a href="https://youtu.be/qZyLP4ICGBw">https://youtu.be/qZyLP4ICGBw</a>	Warm-up activity  Ls- The Ant and the Grasshopper Video		<b>Worksheets</b>  <b>Activity (picture cards)</b>	<u><b>Learning Outcome:-</b></u> Students will * be acquainted with the articles(a, an and the), can give examples. * understand the relationship of articles with nouns. * frame the sentences with correct usage of articles.
Hindi	संज्ञा	<u>सामान्य उद्देश्य—</u> •संज्ञा शब्दों से परिचितकराना। •पाठमेंआएसंज्ञा शब्दों की पहचानकराना। •संज्ञा शब्दोंकावर्गीकरणकरना। •विद्यार्थी द्वारास्वयं समझकरउदाहरणदेना। <u>व्यवहारिकउद्देश्य—</u> •वाचनकाअभ्यास •वर्गीकरण (व्यक्ति, प्राणी, वस्तु, स्थान) करने की क्षमताकाविकास । •अवलोकन की प्रवृत्तिकाविकास	अवलोकन  अभिव्यक्ति  वाचनकौशल  लेखनकौशल		अभ्यासपत्रक, वीडियो  <a href="https://www.youtube.com/watch?v=aSx5D6AOo9A">https://www.youtube.com/watch?v=aSx5D6AOo9A</a>	लिखित  दो—दो संज्ञा शब्द लिखिए—  समाचारपत्र से शीर्षक समाचार(news headlines)कोकाटकार अपनीउत्तरपुस्तिकामेंलिपि काएँव उनमेंआए संज्ञा शब्दोंपरगोलालगाइए।  पाठ— <b>2 प्यारा प्लटो</b> कोपढ़करउसमेंआए संज्ञा शब्दोंकोरेखांकितकरउनका वर्गीकरणकीजिए।  पाठ— <b>प्यारा प्लटो प्रश्न-</b> आप कौनसे पशु को अपने घर में पालना पसंद करेंगे और उसका क्या नाम रखेंगे?  कविता—हम भी होते काश कबूतर काउचित		अभ्यास पत्रक  गतिविधि  अवलोकन	विद्यार्थी - •संज्ञा शब्दों की पहचान कर सकेंगे। •पाठ में आए संज्ञा शब्दों की पहचान कर सकेंगे। संज्ञा शब्दों का वर्गीकरणकर सकेंगे। •स्वयं समझ कर उदाहरण देसकेंगे। . अपने आस पास की वस्तुओं का अवलोकन कर संज्ञा शब्दों के उदाहरण प्रस्तुत कर सकेंगे।

						लय के साथपाठकरेंगे। लिखित- प्रश्न- कबूतर के अतिरिक्त आकाश में उड़ने वाले चार अन्य पक्षियों के नाम लिखिए। प्रश्न- यदि पक्षियों की तरह आप भी आकाश में उड़ सकते तो कहाँ कहाँ जाना पसंद करते			
EVS	MY BODY	<b>Specific Learning Objectives:-</b> The students will be able to..... <ul style="list-style-type: none"> <li>➤ explain the five sense organs and their functions. – <b>[understanding &amp; application]</b></li> <li>➤ list the different external body organs. – <b>[knowledge &amp; understanding]</b></li> <li>➤ identify the internal organs. (heart, kidney, lungs, stomach, bones, muscles, brain) – <b>[knowledge &amp; understanding]</b></li> <li>➤ differentiate and categorize between the internal and external organs. – <b>[understanding &amp; application]</b></li> <li>➤ familiarize with the functions of each body part i.e. internal as well as external part. – <b>[knowledge &amp; understanding]</b></li> <li>➤ understand the importance of keeping their body parts clean. – <b>[knowledge &amp; understanding]</b></li> <li>➤ observe the changes that occur during the growth and development of human being. – <b>[knowledge]</b></li> </ul> <b>Behavioural Objectives: -</b> <b>Students will be able to.....</b> <ul style="list-style-type: none"> <li>➤ be more conscious about their personal hygiene and encourage others also for the same.</li> <li>➤ try to follow the steps to keep their organs fit and healthy.</li> <li>➤ recognize the importance of body parts and be sensitized towards those who are physically challenged.</li> </ul>	Observation, Knowledge, Understanding & Reasoning, Env. Sensitivity		Videos Pictures Description card Glitters Poem Practicesheet Worksheet	1. Introduction of Sense Organs through a poem 2. video - <a href="https://youtu.be/Dq-9oumiJfA">https://youtu.be/Dq-9oumiJfA</a> (Taking care of sense organs) 3. Students will be divided in groups and each group will have a card with a body part description, and they are required to work together and guess the word. 4. video - <a href="https://www.youtube.com/watch?v=bXQV2JZbSaQ">https://www.youtube.com/watch?v=bXQV2JZbSaQ</a> (functions of internal organs) 5. identify then categorize internal and external organs shown in a practice sheet 6. Label the internal body organs in the given practice sheet 7. glitter game 8. Children will be asked “Is this food or activity healthy or	<b>Observation</b>  <b>*Worksheets</b>  <b>*Activities</b>	The students will be able to.....  - explain the role of sense organs.  -identify and compare between external and internal organs.  -know about the functions and importance of various internal organs.  -work on the routine they follow in order to keep themselves fit and healthy. -recognize the changes that take place during the process of growth and Development	

						<p>unhealthy for our bodies?”</p> <p>thumbs-up sign for healthy and a thumbs-down sign for unhealthy.</p> <p>9. Students will be asked to place their palms- to- palms with another student and count the number of fingers of each hand, now they will compare the shapes and size of their fingers and hands</p> <p>10. Worksheet. based on external and internal body organs, personal hygiene</p> <p>11. Chits containing pictures of various body parts will be prepared and folded by the teacher; students will pick any one chit from the lot and then speak about them</p> <p>12. The students will be reciting a song on My Body and identify and name the body part.</p>			
--	--	--	--	--	--	---	--	--	--

MONTH: AUGUST (UNIT - 2)

Subject	Topic	Learning/behavioral Objectives	Skills/ Values	Un Sustainable Goals	Resources/ Teaching Aids	Activities/Process	Special Talk/ Parents' Involvement/ Field trip	Assessment	Learning outcome
MATHS	NUMBERS	<p><b><u>Specific Learning Objectives</u></b></p> <p>Students will be able to.....</p> <ul style="list-style-type: none"><li>*understand forward and backward counting, missing numbers, and place value.</li><li>* compare two numbers between 0 and 999, using the symbols &gt;, &lt;, and =.</li><li>to).(understanding, application)</li><li>* arrange the numbers from bigger to smaller and vice versa.</li><li>*Expand the numbers with respect to place value.</li><li>* develop number concept and application skills.</li></ul> <p><b><u>Behavioral Objectives:-</u></b></p> <p>Students will be able to.....</p> <ul style="list-style-type: none"><li>* understand the quantity more or less.</li><li>*use the terminology – greater, smaller, bigger and equal to in daily life.</li><li>* Use the concept of expansion in daily life operation (when buying things from a shop 10+5 etc.)</li><li>* sequence the objects from bigger to smaller and vice versa.</li></ul>	Observational Analytical Application	Reduced inequality	<p><b>Video links</b></p> <p><b>Snakes and Ladder Game</b></p> <p><b>Chairs</b></p> <p><b>Flash cards</b></p> <p><b>Number Slips</b></p> <p><b>Large Cards</b></p> <p><b>Straws</b></p> <p><b>Coins</b></p> <p><b>Newspaper</b></p> <p><u>Alligator Greater Than, Less Than Song</u></p> <p><u>Video Ascending and Descending Order-</u></p> <p><u><a href="https://www.youtube.com/watch?v=Ji0tuVmezgl">https://www.youtube.com/watch?v=Ji0tuVmezgl</a></u></p> <p><b>Video -</b></p> <p><u><a href="https://www.youtube.com/watch?v=4AF7xj7pmWc">https://www.youtube.com/watch?v=4AF7xj7pmWc</a></u></p>	<p><b>Snakes and Ladder Game</b></p> <p><b>Number Hunting</b></p> <p><b>Note Book work and sheets</b></p> <p><b>Coin Game</b></p> <p><b>HOME ASSIGNMENT - Newspaper cutting</b></p> <p><b>The Train Game</b></p> <p><b>Reach the correct place (Expanded Form)</b></p> <p><b>The Straw Game</b></p> <p><b>We can create</b></p>		<p><b>Observation</b></p> <p><b>*Worksheets</b></p> <p><b>*Activities</b></p>	<p>Students will .....</p> <ul style="list-style-type: none"><li>* write forward and backward counting, missing numbers and more or less than numbers.</li><li>* use symbols (&gt;, &lt;, or =) perfectly.</li><li>* place the numbers from bigger to smaller and also from smaller to bigger.</li><li>*Expand the numbers accurately.</li></ul>
	Odd and Even Numbers	<p><b><u>Specific Learning Objectives</u></b></p> <p>Students will be able to.....</p> <ul style="list-style-type: none"><li>* identify that "even" numbers end with a 0, 2, 4, 6, or 8 and all other numbers are "odd".</li><li>* categorize odd and even numbers. (understanding, application)</li><li>* Find out that an even number is a number that can be divided into two equal groups with no leftovers.</li><li>(knowledge, understanding)</li><li>* Find out that an odd number cannot be divided into two equal groups without leftovers.</li><li>(knowledge, understanding)</li></ul> <p><b><u>Behavioral Objectives:-</u></b></p> <p>Students will be able to.....</p> <ul style="list-style-type: none"><li>* apply the concept of odd and even in the daily routine situations.</li><li>* develop number concept and application skills.</li></ul>	Observational Analytical Application		<p><b>Video/song links</b></p> <p><b>Dice</b></p> <p><b>Mixed Beans</b></p> <p><b>Classroom items (chalk, pins etc)</b></p> <p><b>Grouping -</b></p> <p><u><a href="https://www.youtube.com/watch?v=oesINcpSuZc">https://www.youtube.com/watch?v=oesINcpSuZc</a></u></p> <p><u><a href="https://www.youtube.com/watch?v=URI2A1xtDv4">https://www.youtube.com/watch?v=URI2A1xtDv4</a></u></p> <p><b>Song odd/ even -</b></p> <p><u><a href="https://www.youtube.com/watch?v=Ei19HMn1BxM">https://www.youtube.com/watch?v=Ei19HMn1BxM</a></u></p>	<p>Even Pairs</p> <p>Odd one Out</p> <p>Shake the Dice</p> <p>Counting the Beans</p>		<p><b>*Observation</b></p> <p><b>*Worksheets</b></p> <p><b>*Activities</b></p>	<p>Students will .....</p> <ul style="list-style-type: none"><li>* spot that "even" numbers</li><li>* categorize odd and even numbers</li><li>* demonstrate that an even number can be divided into two equal groups with no leftovers.</li><li>* demonstrate that an odd number cannot be divided into two equal groups without leftovers.</li><li>* relate the concept of odd and even in the daily routine situations.</li></ul>

ENGLISH	Gender	<p><b><u>Specific Learning Objectives:</u></b> -</p> <p>Students will be able to:</p> <ul style="list-style-type: none"> <li>• name genders (masculine/feminine) of different nouns. (knowledge)</li> <li>• know that only living beings have opposite genders. (knowledge)</li> <li>• use appropriate masculine and feminine gender for different naming words. (understanding &amp; application)</li> <li>• understand that form of verb changes according to the gender in Hindi. (understanding)</li> </ul> <p><b><u>Behavioural Objectives:</u></b> -</p> <p>Students will be able to ...</p> <ul style="list-style-type: none"> <li>• identify gender in their day to day life.</li> <li>• realize that we are born equal and no discrimination should be made based on gender.</li> <li>• use correct form of verb for that particular gender when it comes to Hindi.</li> </ul>	Listening Speaking Reading Writing Thinking		<p>Video Picture cards worksheet flash cards</p> <p><a href="https://youtu.be/TbbmRNZ16Bw">https://youtu.be/TbbmRNZ16Bw</a></p> <p><a href="https://youtu.be/gPhvHYGIwK4">https://youtu.be/gPhvHYGIwK4</a></p>	<p><b>Hunt Activity (name slips)</b></p> <p><b>Video</b></p> <p><b>Assignment-examples</b></p> <p><b>Lesson- The sun went hiding</b></p>		<p><b>Activity-Where is my partner?</b></p> <p><b>Worksheet</b></p>	<p>The students will ...</p> <ul style="list-style-type: none"> <li>• identify the genders.</li> <li>• know the opposite gender of nouns, given to them.</li> <li>• use the correct form of verb as per the given gender for Hindi.</li> </ul>
	Singular-Plural	<p>Students will be able to.....</p> <ul style="list-style-type: none"> <li>➤ understand the terms 'singular' and 'plural'. (understanding)</li> <li>➤ comprehend the rule for adding the letters 's'/'es'/'ies'/vesor adding letter/matrato change the singular form into plural form. (understanding)</li> <li>➤ use/ apply correct form of singular and plural in their writing. (application)</li> <li>➤ understand that form of verb changes according to the number(vachan) in Hindi. (understanding)</li> </ul> <p><b><u>Behavioural Objectives:</u></b> -</p> <ul style="list-style-type: none"> <li>➤ To develop observational skills</li> <li>➤ To use correct form of verb for the particular number (vachan) when it comes to Hindi.</li> <li>➤ To enhance expression by using correct form of plurals</li> <li>➤ To make their speech more effective</li> </ul>	<ul style="list-style-type: none"> <li>• Listening</li> <li>• Speaking</li> <li>• Reading</li> <li>• Writing</li> </ul>		<p>game cards flash cards video practice sheet worksheet</p> <p><a href="https://youtu.be/l3h7SxCLful">https://youtu.be/l3h7SxCLful</a></p>	<p><b>Memory game</b> <b>The 'Y' effect</b> <b>Fiddling with 'f' and 'fe'</b> <b>Sentence frolic</b></p>		<p><b>Activity-Plural book (vehicles)</b></p> <p><b>Worksheet</b></p>	<p>Students will:</p> <ul style="list-style-type: none"> <li>➤ comprehend the terms 'singular' and 'plural'.</li> <li>➤ convert singular nouns into plural.</li> <li>➤ apply the rule for adding the letters 's'/'es'/'ies'/ves or adding letter/matratra to change the singular form into plural form.</li> <li>➤ use the correct form of verb as per the given number (vachan) for Hindi.</li> <li>➤ express themselves effectively.</li> </ul>
HINDI	लिंग बदलिये	<p><u>सामान्य उद्देश्य-</u></p> <ul style="list-style-type: none"> <li>• संज्ञा शब्दों के लिंग से परिचित करना ।</li> <li>• स्त्रीलिंग और पुल्लिंग शब्दों का ज्ञान देना ।</li> </ul> <p>•यह जानना के सिर्फ जीवित प्राणियों के ही लिंग बदले जा सकते हैं।</p> <p>•संज्ञा शब्दों के लिए सही लिंग का प्रयोग करना ।</p> <p>•छात्र द्वारा स्वयं समझ के उदाहरण देना ।</p>	<ul style="list-style-type: none"> <li>• वाचन</li> <li>• श्रवण</li> <li>• मनन</li> <li>• लेखन</li> <li>• अवलोकन अभिव्यक्ति</li> </ul>		<p>अभ्यासपत्रक, वीडियो <a href="https://youtu.be/TbbmRNZ16Bw">https://youtu.be/TbbmRNZ16Bw</a></p>	<p>लिखित विद्यार्थियों को लिंग शब्द व उनके भेदों से अवगत करना ।</p> <p>लिंग -उदाहरण एवं भेद</p> <p>शिक्षिका विभिन्न चित्रों के माध्यम से</p>		<p>अभ्यास पत्रक</p> <p>गतिविधि</p> <p>अवलोकन</p>	<p>विद्यार्थी</p> <p>-</p> <ul style="list-style-type: none"> <li>•लिंग शब्दों की पहचान कर सकेंगे।</li> <li>• सही लिंग शब्द का प्रयोग कर सकेंगे।</li> <li>•स्वयं समझ कर</li> </ul>

		<p><u>व्यवहारिकउद्देश्य-</u></p> <ul style="list-style-type: none"> <li>• दिनचर्या में लिंग का प्रयोग कर पाना ।</li> <li>• यह समझना के हम सब बराबर है ।</li> </ul>				<p>विद्यार्थियों को लिंग शब्दों के आधार पर सही क्रिया शब्दों काचयन करना सिखाएगी।</p> <p>रचनात्मक गतिविधि - मेरा परिवार कविता - हमसे सब कहते</p>		<p>उदाहरण देसकेंगे।</p> <p>. अपने आस पास की वस्तुओं का अवलोकन कर संज्ञा शब्दों के लिंग का उदाहरण प्रस्तुत कर सकेंगे।</p>
HINDI	वचन बदलिए	<p><u>lkekU; mn~ns';&amp;U</u> एकवचन और बहुवचन शब्दों से परिचित करनाA</p> <ul style="list-style-type: none"> <li>• एकवचन और बहुवचन शब्दों के नियमों को समझना ।</li> </ul> <p>Uलेखन में सही एकवचन और बहुवचन शब्दों या प्रयोग करनाA</p> <p>Uछात्र द्वारा स्वयं समझ के उदाहरण देना ।</p> <p><u>O;ogkfjdmn~ns';&amp;U</u></p> <p>U अवलोकन कौशल में सुधर लाना ।</p> <p>Usही वचन शब्दों का प्रयोग करना ।</p> <p>* शब्दकोष का विकास करना ।</p>	<ul style="list-style-type: none"> <li>• वाचन</li> <li>• श्रवण</li> <li>• मनन</li> <li>• लेखन</li> </ul>		<p>vH;kli=d] ohfM;ks <a href="https://youtu.be/ONt-H-pmoy0">https://youtu.be/ONt-H-pmoy0</a> (Hindi)</p> <p><a href="https://youtu.be/R-tTOJ1RvUY">https://youtu.be/R-tTOJ1RvUY</a> (Hindi song)</p>	<p>fyf kr वचनों की टोकरियाँ</p> <p>पाठ -1हम भी होते काश कबतर चीट खेल</p>	<p>अभ्यास पत्रक</p> <p>गतिविधि</p> <p>अवलोकन</p>	<p>विद्यार्थी</p> <p>Uवचन शब्दों की पहचान कर सकेंगे।</p> <p>U सही वचन शब्द का प्रयोग कर सकेंगे।</p> <p>Uस्वयं समझ कर उदाहरण देसकेंगे।</p> <p>. अपने आस पास की वस्तुओं का अवलोकन कर संज्ञा शब्दों के वचन बदल सकेंगे।</p>
EVS	MY FAMILY	<p><b><u>Specific Learning Objectives</u></b></p> <p>Students will be able to.....</p> <ul style="list-style-type: none"> <li>- explain about the different types of families (small, big and joint family)</li> </ul> <p><b>[understanding &amp; application]</b></p> <ul style="list-style-type: none"> <li>- understand the relation of family members with respect to one another.</li> </ul> <p><b>[knowledge &amp; understanding]</b></p> <ul style="list-style-type: none"> <li>- know more about their family members.</li> </ul> <p><b>[knowledge]</b></p> <ul style="list-style-type: none"> <li>- explain about the role of all family members. <b>[understanding &amp; application]</b></li> <li>- realize the importance of the family.</li> </ul> <p><b>[knowledge]</b></p> <ul style="list-style-type: none"> <li>- know their role in the family. <b>[knowledge]</b></li> </ul> <p><b><u>Behavioral Objectives:-</u></b></p> <p>Students will be able to.....</p> <ul style="list-style-type: none"> <li>➤ develop the value of respect, love, care and sharing.</li> <li>➤ inculcate the quality of togetherness.</li> <li>➤ sensitize towards those who do not have family.</li> </ul>	<p>Observation, Knowledge, Understanding &amp; Reasoning, Env. Sensitivity</p>	<p>Gender Equality (Activity 3)</p>	<p>*Pictures</p> <p>*Charts</p> <p>*Flash Cards</p> <p>*Practice sheet</p> <p>*worksheet</p>	<p>1. display the pictures of family of famous personalitiesand then ask students to observe and tell the difference between families of these stars</p> <p>Videos - <a href="https://www.youtube.com/watch?v=4yS6pjSPw5c&amp;feature=youtu.be">https://www.youtube.com/watch?v=4yS6pjSPw5c&amp;feature=youtu.be</a></p> <p><a href="https://www.youtube.com/watch?v=FHaQbkHEkHQ&amp;feature=youtu.be">https://www.youtube.com/watch?v=FHaQbkHEkHQ&amp;feature=youtu.be</a></p> <p>2. Relations (through riddles)</p> <p>3. Students will trace an outline of the palm of their mother and write 5 lines about the role she</p>	<p>Observation</p> <p>*Worksheets</p> <p>*Activities</p>	<p>Students will .....</p> <ul style="list-style-type: none"> <li>➤ Know about the different types of families (nuclear, big and joint family)</li> <li>➤ Know about the family members and the relationship existing in a family.</li> <li>➤ aware of the role of all family members.</li> <li>➤ realize the value of each family member.</li> <li>➤ understand the importance of family.</li> <li>➤ develop respect, love and care towards family members</li> </ul>



						plays in the family 4. <b>Importance of family (story based on an orphan)</b> 5. <b>Role of family members through game (oral)</b>			
--	--	--	--	--	--	--	--	--	--

**MONTH: SEPTEMBER (UNIT : 3 )**

Subject	Topic	Learning/behavioral Objectives	Skills/ Values	Un Sustainable Goals	Resources/ Teaching Aids	Activities/Process	Special Talk/ Parents' Involvement/ Field trip	Assessment	Learning outcome
MATHS	ADDITION	<p><b><u>Specific Learning Objectives</u></b></p> <p>Students will be able to.....</p> <ul style="list-style-type: none"> <li>* understand basic addition(<b>understanding</b>)</li> <li>* solve 3 digit addition sums with and without regrouping(<b>application</b>)</li> <li>* develop the ability to add the numbers using DienesBlocks and Mathemat(<b>knowledge, application</b>)</li> <li>* develop and/or reinforce addition and mathematical thinking skills(<b>knowledge, application</b>)</li> <li>* find two numbers that equal a certain sum(<b>knowledge, understanding</b>)</li> </ul> <p>* recognize and solve a variety of problems that involve addition(<b>knowledge, application</b>)</p> <p><b><u>Behavioral Objectives:-</u></b></p> <p>Students will be able to.....</p> <ul style="list-style-type: none"> <li>* understand and use the terms - add, plus, sum, total and addend</li> <li>* appreciate the use of addition in everyday life</li> <li>* learn to add up the strength and groom the personality</li> <li>* add up positive aspects to oneself</li> </ul>	Observational Logical Analytical Application Calculation		<p><b>Video links</b></p> <p><b>Ruler</b></p> <p><b>Mathemat</b></p> <p><b>Dienes Blocks</b></p> <p><b>Stickers of various food items</b></p> <p>Number Line</p> <p>Addition – Recap- <a href="https://www.youtube.com/watch?v=PJKD_cFvRM4">https://www.youtube.com/watch?v=PJKD_cFvRM4</a></p> <p>Addition using Dienes Blocks- <a href="https://www.youtube.com/watch?v=66MkbfPdGc">https://www.youtube.com/watch?v=66MkbfPdGc</a></p>	<p><b>Ruler Line</b></p> <p><b>The Chain Game</b></p> <p><b>Mathemat</b></p> <p><b>Hit the Target (Mushroom Game(cutout)) with subtraction</b></p> <p><b>Dienes Blocks</b></p> <p><b>Word Problems with Pictures and stories (Interdisciplinary-Food</b></p>		<p><b>Observation</b></p> <p><b>Worksheets</b></p> <p><b>*Activities</b></p>	<p>Students will.....</p> <ul style="list-style-type: none"> <li>* know basic addition</li> <li>* solve 3 digit addition sums with and without regrouping</li> <li>* build up the ability to add the numbers using Dienes Blocks and Mathemat</li> <li>* develop and/or reinforce addition and mathematical thinking skills</li> <li>* locate two numbers that equal a certain sum</li> <li>* recognize and solve a variety of problems that involve addition</li> <li>* value the use of addition in everyday life</li> </ul>
ENGLISH	Pronoun	<p><b><u>Specific Learning Objectives:-</u></b></p> <p>Students will be able to.....</p> <ul style="list-style-type: none"> <li>➤ understand that pronouns are words that replace nouns in a sentence. (understanding)</li> <li>➤ Recognize basic pronouns in context. (knowledge)</li> <li>➤ use them correctly in their own writing. (understanding &amp; application)</li> <li>➤ develop the skill to convert noun into pronoun as and when required (application)</li> <li>➤ make the sentence precise by the proper usage of pronoun (application)</li> </ul>	Listening Speaking Reading Writing Thinking		<p>Placards</p> <p>Various objects (balls, blocks, books, games), pictures of proper nouns (famous people, places, and things), sentence strips, chart paper, flash cards, videos, practice sheets, worksheets</p> <p><a href="https://youtu.be/Z">https://youtu.be/Z</a></p>	<p><b>A talk without Pronoun</b></p> <p><b>Is- The Jackal and the Lions</b></p> <p><b>Poem</b></p> <p><b>Pronoun Substitution</b></p>		<p><b>Activity-Pronoun Substitution</b></p> <p><b>Worksheet</b></p>	<p>Students will....</p> <ul style="list-style-type: none"> <li>➤ understand that nouns can be replaced by suitable pronouns.</li> <li>➤ identify pronouns in the corresponding text.</li> <li>➤ use them in their written &amp; verbal expression.</li> </ul>





		<b>Behavioural Objectives: -</b> <ul style="list-style-type: none"> <li>➤ To realize the importance of pronoun in day to day life</li> </ul> To make the expression more effective			<a href="https://youtu.be/T hvSrm2ntt0">Y3U25QMxS8</a> <a href="https://youtu.be/T hvSrm2ntt0">https://youtu.be/T hvSrm2ntt0</a> <a href="https://youtu.be/Q UbF913jehw">https://youtu.be/Q UbF913jehw</a> <a href="https://youtu.be/0 sZJbgYTPVc">https://youtu.be/0 sZJbgYTPVc</a> <a href="https://youtu.be/R dqXOIUUIwY">https://youtu.be/R dqXOIUUIwY</a>				
	<b>Compound words</b>	<b>Specific Learning Objectives-</b> The students will be able to * identify the compound words. (knowledge) * Understand the compound words through song (understanding) * comprehend the component parts of words. (understanding & application) *enrich their vocabulary.(knowledge) <b>Behavioral Objectives-</b> Students will be able to * create something new with collaboration. * learn the value of togetherness. * learn bonding * move from simple to complex * move from common to creative	Listening Speaking Reading Writing		Video  Puzzle Bag  Slips of different words  <a href="https://youtu.be/a6Fyu2w2Pi8">https://youtu.be/a6Fyu2w2Pi8</a>	Web chart  Song Puzzle bag activity		<b>Puzzle bag activity</b>  <b>Worksheet</b>	The students will *know what a compound word is. *combine the two meaningful words to form a new significant word. * give more examples of compound words that they will come across in their day to day life.
<b>HINDI</b>	<b>सर्वनाम</b>	<u>सामान्य उद्देश्य-</u> •सर्वनाम शब्दों से परिचित करना । • यह समझाना के सर्वनाम शब्द संज्ञा के बदले में प्रयोग किये जाते हैं । •सर्वनाम शब्दों का सही प्रयोग करना । • स्वयं समझ के उदाहरण देना । <u>व्यवहारिक उद्देश्य-</u> •वाचनका अभ्यास *दिनचर्या में सर्वनाम शब्दों का प्रयोग करना । •अवलोकन की प्रवृत्तिकाविकास करना ।	अवलोकन  अभिव्यक्ति  वाचनकौशल  लेखनकौशल		<a href="https://youtu.be/ZY3U25QMxS8">https://youtu.be/ZY3U25QMxS8</a> <a href="https://youtu.be/T hvSrm2ntt0">https://youtu.be/T hvSrm2ntt0</a> <a href="https://youtu.be/Q UbF913jehw">https://youtu.be/Q UbF913jehw</a> <a href="https://youtu.be/0 sZJbgYTPVc">https://youtu.be/0 sZJbgYTPVc</a> <a href="https://youtu.be/R dqXOIUUIwY">https://youtu.be/R dqXOIUUIwY</a>	लिखित शब्दों का मेल गतिविधिआओ - खोजें गतिविधि-में, तुम, वह पाठ में और मेरा - परिवार, दो परिवार		अभ्यास पत्रक  गतिविधि  अवलोकन	विद्यार्थी •सर्वनाम शब्दों की पहचान कर सकेंगे। •पाठ में आए सर्वनाम शब्दों की पहचान कर सकेंगे। सर्वनाम शब्दों का सही प्रयोग कर सकेंगे। •स्वयं समझ कर उदाहरण दे सकेंगे। अपने आस पास की वस्तुओं का अवलोकन कर संज्ञा शब्दों को देखकर उनको सर्वनाम शब्दों में बदल सकेंगे।
<b>EVS</b>	<b>PLANT KINGDOM</b>	<b>Specific Learning Objectives</b> Students will be able to..... <ul style="list-style-type: none"> <li>➤ identify the different types of plants (herbs, shrubs, climbers, creepers, trees) – [understanding &amp; application]</li> <li>➤ differentiate between types of plants on the basis of their characteristics. – [understanding &amp; application]</li> </ul>	Observation, Knowledge, Understanding & Reasoning, Env. Sensitivity	Life on Land (Activity 8)	Pictures Video Practice sheet slogans cut outs	<b>1: Nature Walk – observing plants and trees in garden and nursery</b> <b>2.</b> pictures of different types of plants will be displayed.	<b>Field trip to a nursery</b>	<b>Observation Worksheets</b>  <b>*Activities</b>	Students will..... <ul style="list-style-type: none"> <li>• identify, classify and describe various plants.</li> <li>• understand that each plant part has a specific job that</li> </ul>

		<ul style="list-style-type: none"> <li>➤ understand the importance of plants in human life. – <b>[knowledge &amp; understanding]</b></li> <li>➤ describe various parts of a plant and the food that we get from each one of them.(root, stem, leaves, seed, flower) – <b>[understanding &amp; application]</b></li> <li>➤ learn the functions of various parts of plants. – <b>[understanding &amp; application]</b></li> <li>➤ acquire knowledge of the elements required for the proper growth of the plants. – <b>[knowledge]</b></li> </ul> <p><b><u>Behavioral Objectives:-</u></b></p> <p>Students will be able to.....</p> <ul style="list-style-type: none"> <li>• sensitize students towards taking care of plants</li> <li>• realize the need of plants.</li> <li>• encourage others to plant more saplings.</li> </ul>				<p>Discussion will be held in detail on types of plants and their characteristics.</p> <p>3. <b>Guess the Plant Product (Uses of plants)</b></p> <p>4. <b>Video -</b>  <a href="https://www.youtube.com/watch?v=sdWzV2JxmNY&amp;feature=youtu.be">https://www.youtube.com/watch?v=sdWzV2JxmNY&amp;feature=youtu.be</a></p> <p>5. Students will tell the parts of plants, then teacher will explain the functions of each part of a plant.</p> <p>6. <b>Skit (functions of parts of a plant)</b></p> <p>7. <b>Sowing 2 plants – 1 outside and 1 inside a closed room.</b></p> <p>8. One child will enact a tree. At the end, the tree will tell about its uses/benefits and importance along with the losses and problems we will suffer if more and more trees are cut down.</p>		<p>helps the plant.</p> <ul style="list-style-type: none"> <li>• develop awareness about various uses and benefits of plants.</li> <li>• know the importance of plants.</li> <li>• learn about different things that are required for the growth of plants.</li> <li>• realize that life is not possible without plants.</li> <li>• be conscious towards taking care of plants.</li> </ul>
--	--	---	--	--	--	--	--	--

**MONTH: OCTOBER-NOVEMBER ( UNIT - IV )**

Subject	Topic	Learning/behavioral Objectives	Skills/ Values	Un Sustainable Goals	Resources/ Teaching Aids	Activities/Process	Special Talk/ Parents' Involvement/ Field trip	Assessment	Learning outcome
MATHS	SUBTRACTION	<p><b><u>Specific Learning Objectives</u></b></p> <p>Students will be able to.....</p> <ul style="list-style-type: none"> <li>* understand basic subtraction(<b>understanding</b>)</li> <li>* subtract numbers using Mathemat and Dienes blocks(<b>knowledge, application</b>)</li> <li>* subtract the multiples of ten mentally(<b>knowledge, application</b>)</li> <li>* comprehend and solve pictures stories and word problems(<b>understanding, application</b>)</li> <li>* solve 3 digit subtraction problems with and without regrouping(<b>application</b>)</li> </ul> <p><b><u>Behavioral Objectives:-</u></b></p> <p>Students will be able to.....</p> <ul style="list-style-type: none"> <li>* understand and use the terms –difference, take away, remain, less than</li> <li>* relate subtraction to their day-to-day situations</li> <li>*subtract their weaknesses and bad habits</li> </ul>	Observational Logical Analytical Application Calculation		<p><b>Video links</b></p> <p><b>Marbles Mathemat Dienes Blocks Dice Music system Cutout of Mushroom</b></p> <p>Subtraction Song- <a href="https://www.youtube.com/watch?v=nku3jVLbPBw">https://www.youtube.com/watch?v=nku3jVLbPBw</a></p> <p>Subtraction using Dienes Blocks- <a href="https://www.youtube.com/watch?v=NXCsEkMLWtY">https://www.youtube.com/watch?v=NXCsEkMLWtY</a></p> <p><a href="https://www.youtube.com/watch?v=8bxXLptBuuE">https://www.youtube.com/watch?v=8bxXLptBuuE</a></p> <p><a href="https://www.youtube.com/watch?v=Buyaqe_L5-Y">https://www.youtube.com/watch?v=Buyaqe_L5-Y</a></p> <p>Subtraction Game- <a href="http://www.abcya.com/subtraction_game.htm">http://www.abcya.com/subtraction_game.htm</a></p> <p>Regrouping subtraction- <a href="https://www.youtube.com/watch?v=yCGgmnMT21Q">https://www.youtube.com/watch?v=yCGgmnMT21Q</a></p>	<p><b>The Marbles Game &amp; Discussion Dienes Blocks Mathemat Dancing with Numbers (outdoor) Fun with Dice (add &amp; subtract)</b></p> <p><b>Let's count backward Word Problems with Pictures and stories (Interdisciplinary-Market)</b></p>		<p><b>Observation</b></p> <p><b>*Worksheets</b></p> <p><b>*Activities</b></p>	<p>Students will .....</p> <ul style="list-style-type: none"> <li>* be aware of basic subtraction</li> <li>* subtract numbers using Mathemat and Dienes blocks</li> <li>* subtract the multiples of ten mentally</li> <li>* solve 3 digit subtraction problems with and without regrouping</li> <li>* comprehend and solve pictures stories and word problems</li> <li>* apply the terms – difference, take away, remain, less than</li> </ul>

ENGLISH	Action words	<p><b><u>Specific Learning Objectives:</u></b> -</p> <p>Students will be able to....</p> <ul style="list-style-type: none"> <li>➤ recognize action words and use them in sentences. (knowledge)</li> <li>➤ identify actions and action words performed in class. (knowledge)</li> <li>➤ describe and demonstrate actions happening in the present. (knowledge, understanding &amp; application)</li> <li>➤ ensure the use of the correct grammatical (subject verb) agreement between nouns, pronouns and action words. (application)</li> <li>➤ To use the right form of action words while speaking and writing. (application)</li> </ul> <p><b><u>Behavioural Objectives:</u></b> -</p> <ul style="list-style-type: none"> <li>➤ To enhance knowledge related to actions occurring daily (habitual actions).</li> <li>➤ To develop the aptitude of applying the action words to a situation, object or event that is being analyzed.</li> <li>➤ To learn to express without speaking i.e., through gestures</li> <li>➤ To display creativity in expression</li> </ul>	Listening Speaking Reading Writing Thinking Observational		<p>Pictures flash cards video crossword puzzle/word search</p> <p><a href="https://youtu.be/dUXk8Nc5qQ8">https://youtu.be/dUXk8Nc5qQ8</a> <a href="https://youtu.be/hft6uJQIF4g">https://youtu.be/hft6uJQIF4g</a></p>	<p><b>Discussion</b></p> <p><b>Ls- The Spider's Lesson</b></p> <p><b>Illustrations</b></p> <p><b>Activity-Sightseeing</b></p> <p><b>Action Charades</b></p>		<p><b>Activity-Action Charades</b></p> <p><b>Worksheet</b></p>	<p>Students will....</p> <ul style="list-style-type: none"> <li>➤ identify and understand the use of correct grammatical agreement between nouns, pronouns and action words.</li> <li>➤ Respond by linking action words with the actions performed.</li> <li>➤ enhance knowledge related to actions occurring daily (habitual actions).</li> <li>➤ develop the aptitude of applying the action words to a situation, object or event that is being analyzed.</li> <li>➤ use the right form of action words while speaking and writing.</li> <li>➤ use specific gesture to convey their sentiments.</li> </ul>
	Synonyms	<p>Students will be able to.....</p> <ul style="list-style-type: none"> <li>➤ find multiple synonyms for selected words. (knowledge)</li> <li>➤ replace specific words in sentences with correct synonyms. (understanding &amp; application)</li> <li>➤ identify incorrect synonyms in a paragraph for words used. (knowledge)</li> <li>➤ review the paragraph using synonyms.(understanding)</li> <li>➤ synthesize their knowledge of synonyms by rewriting original book or movie titles using synonyms. (knowledge, understanding &amp; application)</li> </ul> <p><b><u>Behavioural Objectives:</u></b> -</p> <ul style="list-style-type: none"> <li>➤ To exercise synonyms to make expression more interesting</li> <li>➤ To use more descriptive words in speech and writing as well</li> <li>➤ To expand written and oral vocabulary</li> <li>➤ To accept the same qualities that you expect in others to have</li> </ul>	Listening Speaking Reading Writing		<p>cover page cards videos story sheets practices sheet worksheet <a href="https://youtu.be/F99YtYy0Ot4">https://youtu.be/F99YtYy0Ot4</a></p>	<p>Activity- Replace me</p> <p>Ls- The Three Sleepy Men</p> <p>Activity- Hunt for the Words</p> <p>Spoken activity</p>		<p><b>Spoken activity</b></p> <p><b>Worksheet</b></p>	<p>Students will.....</p> <ul style="list-style-type: none"> <li>➤ find and replace different synonyms.</li> <li>➤ recognize incorrect synonyms for words used.</li> <li>➤ revise a paragraph using synonyms.</li> <li>➤ synthesize their knowledge of synonyms by rewriting original book or movie titles using synonyms.</li> <li>➤ try to imbibe the same qualities that they look for in others.</li> </ul>

HINDI	समानार्थी शब्द	<p>सामान्य उद्देश्य–</p> <ul style="list-style-type: none"> <li>समानार्थी शब्दों से परिचित करना।</li> <li>दिये गए वाक्यों में रेखांकित शब्दों को उनके समानार्थी शब्दों से बदलना। (अभ्यास)</li> </ul> <p><u>व्यावहारिक उद्देश्य</u></p> <ul style="list-style-type: none"> <li>➤ स्वयं को अभिव्यक्त करने के लिए प्रेरित करना।</li> <li>➤ बोलते समय नए व अच्छे शब्दों का चुनाव करवाना।</li> <li>➤ अवलोकन की प्रवृत्तिकाविकास करना।</li> <li>➤ दूसरे विद्यार्थियों के साथ वार्तालाप करते समय उचित ढंग से भाव प्रदर्शित करना।</li> </ul>	अवलोकन अभिव्यक्ति वाचनकौशल लेखनकौशल		<ul style="list-style-type: none"> <li>चित्र</li> <li>वीडियो</li> <li>अभ्यासपत्रक</li> <li><a href="https://youtu.be/yHCbBNi69eI">https://youtu.be/yHCbBNi69eI</a></li> </ul>	<p>गतिविधि-“आओ जाने”</p> <p>(इस गतिविधि द्वारा विद्यार्थियों को समानार्थी शब्दों के बारे में समझाया जाएगा। कुछ शब्दों को बोर्ड पर लिखकर विद्यार्थियों से पूछा जाएगा कि उन शब्दों को और कौन से नाम से जाना जाता है विद्यार्थियों की प्रतिक्रियाओं को बोर्ड पर लिखकर रेखाचित्र के माध्यम से उन्हें अन्य समानार्थी शब्दों की जानकारी भी दी जाएगी।)</p> <p>कविता -</p> <p>“सुपर मून मामा जी” (बाल दिवस विशेष )</p> <p>वाक्य प्रयोग</p> <p>गद्यांश</p>	अभ्यासपत्रक	<p>विद्यार्थी .....</p> <ul style="list-style-type: none"> <li>➤ सही समानार्थी शब्द की पहचान कर सकेंगे।</li> <li>➤ वाक्यों में पड़े गए शब्दों के उचित समानार्थी शब्द बता पाएँगे।</li> <li>➤ स्वयंगद्यांशया कविता लिखते समय अच्छी भाषा का प्रयोग कर पाएँगे।</li> <li>➤ दूसरों की अच्छी आदतों से प्रेरित हो उनका अनुसरण कर पाएँगे।</li> </ul>
	क्रिया	<p>सामान्य उद्देश्य–</p> <ul style="list-style-type: none"> <li>➤ कक्षा में कराए जाने वाले कार्यों से क्रिया शब्दों का परिचित करना।</li> <li>➤ वाक्यों में आए क्रिया शब्दों की पहचान करना।</li> <li>➤ वाक्यों में सही क्रिया शब्दों का प्रयोग करना।</li> </ul> <p><u>व्यावहारिक उद्देश्य</u></p> <ul style="list-style-type: none"> <li>➤ दूसरे विद्यार्थियों से वार्तालाप करते समय उचित भाव का प्रदर्शन करना।</li> <li>➤ बिना बोले अपने भाव को कार्य द्वारा व्यक्त करना।</li> <li>➤ अपने भाव व्यक्त करते समय सृजनात्मकता लाना।</li> </ul>	वाचन श्रवण मनन लेखन अवलोकन अभिव्यक्ति		<ul style="list-style-type: none"> <li>चित्र</li> <li>वीडियो</li> <li>अभ्यासपत्रक</li> <li><a href="https://youtu.be/CX1Q2xio7x0">https://youtu.be/CX1Q2xio7x0</a>(क्रिया)</li> </ul>	<p>उपयुक्त क्रिया शब्दों का चयन–क्रिया</p> <p>विभिन्न चित्रों के माध्यम से विद्यार्थियों का लिंग शब्द व वचन के आधार पर क्रिया शब्दों के उपयुक्त चयन के लिए प्रेरित किया जाएगा।</p>    	गतिविधि अभ्यासपत्रक	<ul style="list-style-type: none"> <li>➤ कक्षा में कराए जाने वाले कार्यों से क्रिया शब्दों से परिचित हो पाएँगे।</li> <li>➤ वाक्यों में आए क्रिया शब्दों की पहचान कर पाएँगे।</li> <li>➤ वाक्यों में सही क्रिया शब्दों का प्रयोग कर पाएँगे।</li> </ul> <p><u>व्यावहारिक उद्देश्य</u></p> <ul style="list-style-type: none"> <li>➤ दूसरे विद्यार्थियों से वार्तालाप करते समय उचित भाव का प्रदर्शन कर पाएँगे।</li> <li>➤ बिना बोले अपने भाव को कार्य द्वारा व्यक्त कर पाएँगे।</li> <li>➤ अपने भाव व्यक्त करते समय सृजनात्मकता का प्रदर्शन कर पाएँगे।</li> </ul>

EVS	ANIMAL KINGDOM	<p><u>Σχεδιασμός Λεαρόνιγγ Οβφρεχτιώσεσ</u></p> <p>Στυδενοτς οιλλ βε αβλε το□ □ ..</p> <ul style="list-style-type: none"> <li>➤ identify different types of animals (pet, wild, domestic, water animals, insects, birds) – <b>[knowledge &amp; understanding]</b></li> <li>➤ understand the characteristics of animals and how they help us. – <b>[knowledge &amp; understanding]</b></li> <li>➤ learn about the homes of different animals. – <b>[understanding &amp; application]</b></li> <li>➤ ecognize and compare between sounds of different animals. – <b>[knowledge &amp; application]</b></li> <li>➤ differentiate between the names and terms used for sounds of animals. – <b>[understanding &amp; application]</b></li> <li>➤ Identify and relate young ones to their parent animals. – <b>[understanding &amp; application]</b></li> <li>➤ familiarize themselves with the names of young ones of different animals. – <b>[knowledge &amp; understanding]</b></li> <li>➤ classify animals on the basis of their eating habits. (Herbivorous, Carnivorous and Omnivorous) – <b>[understanding &amp; application]</b></li> </ul> <p><b><u>Behavioral Objectives:-</u></b></p> <p>Στυδενοτς οιλλ βε αβλε το□ □ ..</p> <ul style="list-style-type: none"> <li>*sensitize towards taking care of animals.</li> <li>* Increased sensitivity and awareness of the feelings and needs of others. (Like- keeping a bowl of water, scattering grains for birds and accumulate grass for cows etc.)</li> <li>* learn to treat animals kindly.</li> <li>* learn the importance of togetherness from animals. (Ant, birds etc.)</li> <li>* develop empathy towards animals.</li> </ul>	Observation, Knowledge, Understanding, Reasoning, Env. Sensitivity	15 Life on Land (Activity 10)	Flash Cards Practice Sheet Video Riddles Mask Stickers Audio	<ol style="list-style-type: none"> <li>1. Hunting Amongst the Bushes</li> <li>2. Discussion will be held in the class on the uses of animals.</li> <li>3. Riddles on Animals</li> <li>4. Animals and their Young Ones</li> <li>5. Sound of animals</li> <li>6. Videos - <a href="https://www.youtube.com/watch?v=FFIoV2J-eKI&amp;feature=youtu.be">https://www.youtube.com/watch?v=FFIoV2J-eKI&amp;feature=youtu.be</a></li> <li>7. Game of Fortune</li> <li>8. Role Play using Masks of different animals</li> <li>9. Discussion will be held about the social insects like ant and honeybee</li> <li>10. Students will be given a situation that a one year old tiger cub, is away from his mother. He has been caged in a zoo. Then they will be asked to write the cub's wish in 2-3 sentences. They will also be asked to share their experience if ever their mother left them for few days.</li> </ol>	Visit to the zoo	<p><b>Observation</b></p> <p><b>*Worksheets</b></p> <p><b>*Activities</b></p>	<p>Στυδενοτς οιλλ □ □ ..</p> <ul style="list-style-type: none"> <li>* explain different types of animals.</li> <li>*distinguish between birds, insects and animals.</li> <li>* gain knowledge of the different uses of animals.</li> <li>*distinguish and name the sounds of various animals.</li> <li>*name the young ones of various animals.</li> <li>*classify animals based on their food habits.</li> <li>* develop the habit to take care of animals.</li> <li>*adopt the value of togetherness from animals. (Ant)</li> <li>*encourage others to take care of animals.</li> <li>*show empathy towards animals.</li> </ul>
-----	----------------	---	--	-------------------------------	--	---	------------------	---	---



MONTH: DECEMBER (UNIT – V)

Subject	Topic	Learning/behavioral Objectives	Skills/ Values	Un Sustainable Goals	Resources/ Teaching Aids	Activities/Process	Special Talk/ Parents’ Involvem ent/ Field trip	Assessment	Learning outcome
MATHS	Multiplication	<p><b><u>Specific Learning Objectives</u></b></p> <p>Students will be able to.....</p> <p>*understand the process of multiplication as repeated addition. * understand the properties of multiplication factors. * relate multiplication as a quicker way to add.(knowledge) *understand the tables of 2, 3, 4, 5 and 10.(understanding) *appreciate the significance of skip counting.(knowledge) *comprehend and solve picture stories and situations related to multiplication.(understanding, application)</p> <p><b><u>Behavioral Objectives:-</u></b></p> <p>Students will be able to.....</p> <p>* extend the use and application of tables in real life situations. *understand and appreciate the significance of memorizing tables.</p>	Observational Logical Analytical Application Calculation		Flash Cards (tomatoes, cakes) Ice tray Beads Candies Dice Bottles top Disposable cups Multiplication as repeated addition- <a href="https://www.youtube.com/watch?v=ol2dxc9Bk2w">https://www.youtube.com/watch?v=ol2dxc9Bk2w</a> <b><u>Tables-</u></b> <a href="https://www.youtube.com/watch?v=BchpGkLvTy8">https://www.youtube.com/watch?v=BchpGkLvTy8</a>  <b><u>Tables song-</u></b> <a href="https://www.youtube.com/watch?v=LmM0Bkj3V_I">https://www.youtube.com/watch?v=LmM0Bkj3V_I</a>  <b>Multiply 2 digits by single digit-</b> <a href="https://www.youtube.com/watch?v=TIjNrjcpfRw">https://www.youtube.com/watch?v=TIjNrjcpfRw</a>  <b>Multiply 3 digits by single digit-</b> <a href="https://www.youtube.com/watch?v=tYgVICdJ5fg">https://www.youtube.com/watch?v=tYgVICdJ5fg</a>	Let’s Discuss Skip Counting (Tables) Notebok work – Write and memorize Tables Story Sums (Interdisciplinary-Transport & Communications)		<p><b>*Observation</b></p> <p><b>*Worksheets</b></p> <p><b>*Activities</b></p>	<p><b><u>Learning Outcomes</u></b></p> <p>Students will .....</p> <p>*recognize the process of multiplication. * understand the properties of multiplication. * relate multiplication as a quicker way to add. *understand the tables of 2, 3, 4, 5 and 10. *realize the impact of multiplication in real life situations. *comprehend and solve picture stories and situations related to multiplication. * appreciate the significance of memorizing tables.</p>

ENGLISH	Adjectives	<p><b><u>Specific Learning Objectives:</u></b> -</p> <p>Students will be able to.....</p> <ul style="list-style-type: none"> <li>➤ correctly identify describing words. (knowledge)</li> <li>➤ familiarize themselves with the concept of using the correct describing words. (knowledge)</li> <li>➤ create or select describing words to improve speaking and writing skills. (understanding &amp; application)</li> </ul> <p><b><u>Behavioural Objectives:</u></b> -</p> <ul style="list-style-type: none"> <li>➤ To develop observational skills</li> <li>➤ To enhance expression by using various describing words</li> <li>➤ To make their speech more effective</li> </ul>	Listening Speaking Reading Writing Thinking		<p>name tags</p> <p>video</p> <p>practice sheet</p> <p>worksheet</p> <p><a href="https://youtu.be/Ga-NcEdUZkA">https://youtu.be/Ga-NcEdUZkA</a></p> <p><a href="https://youtu.be/cGUyKV-Niw0">https://youtu.be/cGUyKV-Niw0</a></p> <p><a href="https://youtu.be/ftad_xqWo5l">https://youtu.be/ftad_xqWo5l</a></p>	<p><b>Discussion</b></p> <p><b>Questioning</b></p> <p><b>Ls- Echo</b></p> <p><b>ABC's of describing words</b></p> <p><b>Activity- Clever categories</b></p>		<p><b>Activity- Clever categories</b></p> <p><b>Worksheet</b></p>	<p>Students will....</p> <ul style="list-style-type: none"> <li>➤ identify describing words.</li> <li>➤ understand the concept of using the correct describing words.</li> <li>➤ enhance their writing skill by using suitable describing words.</li> <li>➤ develop observation skills and use them in their expression.</li> <li>➤ improve their speaking skills by using describing words.</li> </ul>
	Antonyms	<p><b><u>Specific Learning Objectives:</u></b> -</p> <p>Students will be able to.....</p> <ul style="list-style-type: none"> <li>➤ learn that antonyms are words opposite in meaning but in the same language. (knowledge)</li> <li>➤ increase knowledge of antonym pairs. (knowledge)</li> <li>➤ use of antonyms while writing. (application)</li> <li>➤ synthesize their knowledge of antonyms by playing "Word search". (understanding &amp; application)</li> <li>➤ demonstrate their understanding of antonyms in their learning. (application)</li> <li>➤ match familiar and unfamiliar words with their antonyms (understanding)</li> </ul> <p><b><u>Behavioural Objectives:</u></b> -</p> <ul style="list-style-type: none"> <li>➤ To exercise antonyms to make expression more stimulating</li> <li>➤ To use more descriptive words in speech and writing as well</li> <li>➤ To expand written and oral vocabulary</li> <li>➤ To try to replace their negative expression with the positive ones</li> </ul>	Listening Speaking Reading Writing		<p>Picture</p> <p>Flash cards</p> <p>Video</p> <p>practice sheet</p> <p>worksheet</p> <p><a href="https://youtu.be/TW4OQxUVjiE">https://youtu.be/TW4OQxUVjiE</a></p> <p><a href="https://youtu.be/5kFU_btMG4">https://youtu.be/5kFU_btMG4</a></p>	<p><b>Discussion</b></p> <p><b>Antonym dictionary</b></p>		<p><b>Worksheet</b></p> <p><b>Activity- Antonym dictionary</b></p>	<p>Students will:</p> <ul style="list-style-type: none"> <li>➤ Understand that antonyms are words opposite in meaning.</li> <li>➤ increase knowledge of antonym pairs and use them in their writing.</li> <li>➤ Yield knowledge of antonyms by playing "Word search"</li> <li>➤ exhibit their understanding of antonyms in their learning.</li> <li>➤ substitute their negative expression with the positive ones.</li> <li>➤ practice antonyms to make expression more stimulating.</li> </ul>



		<p>सूची में विकास करवाना।</p> <p>➤ नकारात्मक सोच को सकारात्मक सोच से बदलने का प्रयास करवाना।</p>						<p>साथ जोड़ी बना सकेंगे।</p> <p>➤ उनके भावों को प्रभावशाली बनाने के लिए विलोमार्थी शब्दों का अभ्यास कर सकेंगे ।</p> <p>➤ लिखने व बोलने में और स्पष्ट शब्दों का चयन कर सकेंगे ।</p> <p>➤ नकारात्मक सोच को सकारात्मक सोच से बदलने का प्रयास कर सकेंगे ।</p>
<b>EVS</b>	<b>Food</b>	<p><b><u>Specific Learning Objectives:-</u></b> Students will be able to.....</p> <p>➤ learn about the different kinds of food. (raw/cooked, healthy/unhealthy/junk, vegetarian/non-vegetarian food) – <b>[understanding]</b></p> <p>➤ understand how each type of food is important. – <b>[knowledge &amp; understanding]</b></p> <p>➤ identify and classify the sources of food. (Plants&amp; Animals) – <b>[understanding &amp; application]</b></p> <p>➤ categorize the food items in three food groups (body building, protective and energy giving) – <b>[understanding &amp; application]</b></p> <p>➤ know the significance and functions of the three food groups. – <b>[knowledge &amp; understanding]</b></p> <p>➤ understand the importance of healthy food and practice good eating habits (stale, covered food, enough water) – <b>[knowledge &amp; understanding]</b></p> <p><b><u>Behavioral Objectives:-</u></b> Students will be able to.....</p> <p>* encourage them to adopt healthy food habits after comparing their eating habits with others.</p> <p>* understand the significance of three very essential food groups; this will assist them in opting for the right mix.</p> <p>* maintain the daily intake of Balanced Diet.</p> <p>* motivate others to eat healthy food.</p> <p>* learn different ways to digest food(junk)</p> <p>* realize the importance of exercise.</p>	Observation, Knowledge, Understanding Reasoning, Env. Sensitivity	<b>Goal:</b> 2 Zero Hunger (Video – feedback/discussion	Pictures, Practice sheet, Menu card, Tissue paper, Packet of chips	<p>1. Food that we eat</p> <p>2. Students will classify these into the following categories- food from plants &amp; food from animals.</p> <p>3. Students will be asked about the ingredients which are added to make food delicious</p> <p>4. Menu Card Activity</p> <p>5. Raw and Cooked Food - <u>Practicesheet</u></p> <p>6. Healthy food song - <a href="https://www.youtube.com/watch?v=fE8IezHs19s&amp;feature=youtu.be">https://www.youtube.com/watch?v=fE8IezHs19s&amp;feature=youtu.be</a></p> <p>7. Food Group (Energy Giving, Body Building, Protective Food)</p> <p>8. Questionnaire on food groups</p> <p>9. Healthy Eating Habits</p>	<p><b>*Observation</b></p> <p><b>*Worksheets</b></p> <p><b>*Activities</b></p>	<p><b><u>Students will.....</u></b> -understand the significance of three food groups that are essential for the growth of our body. - Identify, compare and classify the food items according to the three food groups. - understand the importance of eating a balanced meal. - classify vegetarian and non-vegetarian, raw food and cooked food items. - classify junk food and healthy food. - distinguish between food we get from plants and animals. - Compare their eating habits with others. - instill the importance of eating healthy food.</p>

**MONTH: JANUARY (UNIT – VI)**

Subject	Topic	Learning/behavioral Objectives	Skills/ Values	Un Sustainable Goals	Resources/ Teaching Aids	Activities/Process	Special Talk/ Parents' Involvement/ Field trip	Assessment	Learning outcome
<b>MATHS</b>	<b>Money</b>	<p><b><u>Specific Learning Objectives</u></b>  Students will be able to.....  * Identify currency – notes and coins(<b>knowledge</b>)  *recognize different denominations of currency in use (<b>knowledge</b>)  * put together smaller amounts of money to make larger amounts(<b>understanding</b>)  *add and subtract small amounts of money(<b>application</b>)  * compute the required change in accordance with the transactions made(<b>knowledge, application</b>)  * execute money dealings (small ones) independently(<b>understanding, application</b>)  * acquire the skills for daily needs and activities related to the transaction of money(<b>knowledge, understanding</b>)</p> <p><b><u>Behavioral Objectives:-</u></b>  Students will be able to.....  * learn about spending and saving money.  * explore how people have jobs and take on other responsibilities to earn money.  *appreciate that money isn't just about buying things you want, though. You can also donate to help a person, group, or community.  * realize that money cannot buy happiness  *understand that good deeds last forever</p>	Observational Logical Analytical Application Calculation		<p><b>Video links</b>  <b>Piggy Bank</b>  <b>Carton Box</b>  <b>Business Game</b>  <b>Paper notes &amp; coins</b>  <b>Math Kit</b></p> <p><a href="https://www.youtube.com/watch?v=RDaXEUXd3mI">https://www.youtube.com/watch?v=RDaXEUXd3mI</a>  <a href="https://www.youtube.com/watch?v=MXHvPuNQ9HM">https://www.youtube.com/watch?v=MXHvPuNQ9HM</a>  <a href="https://www.youtube.com/watch?v=P5Vi4j1F4sE">https://www.youtube.com/watch?v=P5Vi4j1F4sE</a></p>	<p>Oral Discussion (Recapitulation)  Making a Piggy Bank- HOME ASSIGNMENT  Can Money Buy You Happiness?</p> <p>Note book work- smaller amount to make larger amount</p> <p>Tracing of coins and drawing currency notes</p> <p>Business Game</p> <p>Make a shopping list</p> <p>The shopping Game (Interdisciplinary Neighbourhood)</p>		<p><b>*Observation</b></p> <p><b>*Worksheets</b></p> <p><b>*Activities</b></p>	<p>Students will .....</p> <p>* Identify currency – notes and coins  *be familiar with different denominations of currency in use  * put together smaller amounts of money to make larger amounts  *add and subtract small amounts of money  * gain knowledge of spending and saving money.  *appreciate that they can donate to help a person, group, or community.  * grasp that money cannot buy happiness  *realize that good deeds last forever</p>
	<b>DATA HANDLING</b>	<p><b><u>Specific Learning Objectives</u></b>  Students will be able to.....</p> <p>* acquire skills in collecting information, recording it and representing it through a pictograph (<b>knowledge, understanding</b>)  * read and draw inferences from the given data.(<b>application</b>)  *gain knowledge about the entire process of data handling.(<b>knowledge</b>)</p>	Observational Analytical Application		<p><b>Stickers</b>  <b>Worksheets</b>  <b>Links</b>  Data Handling-  <a href="https://www.youtube.com/watch?v=hKHgqqk4NbE">https://www.youtube.com/watch?v=hKHgqqk4NbE</a></p>	<p><b><u>Let's Discuss</u></b>  <b><u>Vote for the favourite cartoon character</u></b>  <b><u>Take a Walk</u></b>  <b><u>Counting the Hours</u></b></p>		<p><b>*Observation</b></p> <p><b>*Worksheets</b></p> <p><b>*Activities</b></p>	<p>Students will .....</p> <p>* acquire skills in collecting information ,recording it and representing it through a pictograph  *interpret and analysis the given data  *achieve knowledge about the entire process of data handling</p>

		<b><u>Behavioral Objectives:-</u></b> Students will be able to..... * understand the importance of investigating, gathering, organizing, interpreting, analysis, presenting and examining information. * interact with other people, can give opinion and develop argument and can form questions to gather information.							* interact with other people, can give opinion and develop argument and can form questions to gather information.
ENGLISH	Prepositions	<b>Specific Learning Objectives: -</b> Students will be able to * identify prepositions. (knowledge) *understand examples and images from the presentations. (understanding) * understand the relevance of prepositions and where they are placed in a sentence. (understanding) * demonstrate correct usage of prepositions. (understanding & application) *draw and describe a picture illustrating the prepositions <b>in, on, under</b> , and <b>behind</b> etc. (understanding & application)  <b>Behavioral Objectives-</b> Students will be able to *use preposition in day to day language. * gather vocabulary knowledge when considering a word or phrase important for comprehension or expression.	Listening Speaking Reading Writing Observational		Video toys (doll, ball, basket, pen, box etc) practice sheet worksheet  <a href="https://youtu.be/cpHTgi5ZKjY">https://youtu.be/cpHTgi5ZKjY</a> <a href="https://youtu.be/fhe7vQjQBxM">https://youtu.be/fhe7vQjQBxM</a> <a href="https://youtu.be/XMh7ol1wR60">https://youtu.be/XMh7ol1wR60</a>	Box and Ball activity  Ls- The Pancake That Rolled Away  See and Tell activity	See and Tell activity  worksheet	<b><u>Learning Outcome:</u></b> Students will * identify the preposition through examples. * understand that linking words (prepositions) are used to show the relationship or positioning of two naming words. * frame the sentences with correct usage of prepositions.	
EVS	TRANSPORT & COMMUNICATION	<b><u>Specific Learning Objectives</u></b> Students will be able to..... ➤ identify the different means/modes of transportation and communication.– <b>[knowledge &amp; understanding]</b> ➤ explain the importance of various means of transport and communication. – <b>[understanding &amp; application]</b> ➤ comprehend the significance of the wheel, its uses and applications.– <b>[knowledge &amp; understanding]</b> ➤ describe how transportation and communication today is the same or different today than in the past. – <b>[understanding &amp; application]</b> ➤ compare and categorize different means of transportation and communication.–	Observation, Knowledge, Understanding & Reasoning, Env. Sensitivity	Sustainable cities and communities (Activity 3)	Story Chits Pictures Video Practice Sheet Poem	<b>1. Need of transportation and communication</b> 2. Videos - <a href="https://www.youtube.com/watch?v=Hy6KB PpNRms&amp;feature=youtu.be">https://www.youtube.com/watch?v=Hy6KB PpNRms&amp;feature=youtu.be</a> <a href="https://www.youtube.com/watch?v=OcTdxD-eKk0&amp;feature=youtu.be">https://www.youtube.com/watch?v=OcTdxD-eKk0&amp;feature=youtu.be</a> <b>3.</b> making toy mobile vehicles using old shoe box or matchbox 4. poem		<b>*Observation</b>  <b>*Worksheets</b>  <b>*Activities</b>	Students will ..... • learn about different means of communication and transport. • understand the uses of a wheel. • express the need of means of transport and communication to make our life comfortable. • learn the advantages and disadvantages of each mode of transport.

		<p><b>[application]</b></p> <ul style="list-style-type: none"><li>➤ understand the advantages and disadvantages of each mode of transport.-</li></ul> <p><b>[knowledge &amp; understanding]</b></p> <ul style="list-style-type: none"><li>➤ Identify and differentiate between personal communication and mass communication. –</li></ul> <p><b>[understanding &amp; application]</b></p> <ul style="list-style-type: none"><li>➤ know the impact of communication and transportation on our life as well as on the environment. -<b>[knowledge]</b></li></ul> <p><b><u>Behavioral Objectives:-</u></b> Students will be able to.....</p> <ul style="list-style-type: none"><li>➤ realize the role of communication and transportation in connecting people and reducing distance.</li><li>➤ understand that transport and communication are essential requirements for the smooth functioning of our lives.</li><li>➤ encourage their parents to use public transport.</li><li>➤ understand the benefits of using public transport.</li></ul>				<p>5. create a word web on board 6. dumb charades 7. <b>Old versus Modern</b> 8. <b>Comparison between past and present means of communication</b> 9. <b>Postcard and E-Mail</b> 10. <b>Importance of transport and communication (oral)</b> 11. <b>Role Play (Impact of communication and transport)</b></p>		<ul style="list-style-type: none"><li>• acquire knowledge about the change in means of communication and transport over the years.</li><li>• compare and differentiate between means of personal and mass communication as well as slow and fast means of communication.</li><li>• realize the effect they have on us.</li><li>• understand that means of transport and communication have started becoming our needs.</li><li>• learn the benefits of using public transport.</li></ul>
--	--	--	--	--	--	---	--	--

**MONTH: (FEBRUARY - MARCH (UNIT - VII))**

Subject	Topic	Learning/behavioral Objectives	Skills/ Values	Un Sustainable Goals	Resources/ Teaching Aids	Activities/Process	Special Talk/ Parents' Involvem ent/ Field trip	Assessment	Learning outcome
<b>MATHS</b>	<b>TIME AND CALENDAR</b>	<p><b><u>Specific Learning Objectives</u></b></p> <p>Students will be able to.....</p> <p>*tell the names of months and the number of days in a month(<b>knowledge</b>)</p> <p>* read time on a 12 hour digital and an analogue clock(<b>understanding</b>)</p> <p>*elaborate the significance of weather, seasons, day / night / sunrise / sunset and how all of these follow a discipline in their time pattern(<b>understanding</b>)</p> <p>*read the time to the hours and half hours and quarter(<b>understanding</b>)</p> <p>*correlate the table of 5 with the minute hand to read time(<b>understanding</b>)</p> <p>* indicate the position of the hands of a clock to show the given hours and minutes (<b>knowledge</b>)</p> <p>*use units of time – hours, minutes, days, months, weeks and years(<b>application</b>)</p> <p>*state the relation between hours and minutes, hours and a day, days and a week and months and a year (<b>knowledge</b>)</p> <p>*differentiate between events that occur at a.m. and p.m.(<b>understanding</b>)</p> <p>*classify activities which can be completed in seconds / minutes / hours/ months/ years (<b>application</b>)</p> <p><b><u>Behavioral Objectives:-</u></b></p> <p>Students will be able to.....</p> <p>* revise vocabulary related to time; correlating it with past, present and future events.</p> <p>*emphasis the significance of time schedules to perform any task and hence to utilize time wisely.</p>	<p>Observational</p> <p>Logical</p> <p>Analytical</p> <p>Application</p> <p>Calculation</p>		<p><b>Calendar</b></p> <p><b>Flash cards</b></p> <p><b>Newspaper</b></p> <p><b>Clock</b></p> <p><b>Video Links</b></p> <p><b>Paper Plate, colours</b></p> <p><b>Chart</b></p> <p>Days song- <a href="https://www.youtube.com/watch?v=3tx0rvuXIRg&amp;list=P_LEXLBDDg38TLsuQESK59_gcRFqO8XzJQt">https://www.youtube.com/watch?v=3tx0rvuXIRg&amp;list=P_LEXLBDDg38TLsuQESK59_gcRFqO8XzJQt</a></p> <p>Months song- <a href="https://www.youtube.com/watch?v=PeAo1hz8GA">https://www.youtube.com/watch?v=PeAo1hz8GA</a></p> <p>Importance of time - <a href="https://www.youtube.com/watch?v=Kbf7XjEeloM">https://www.youtube.com/watch?v=Kbf7XjEeloM</a></p> <p><a href="https://www.youtube.com/watch?v=RKRZyukYKPo">https://www.youtube.com/watch?v=RKRZyukYKPo</a></p> <p><a href="https://www.youtube.com/watch?v=PsUrZUz7esk">https://www.youtube.com/watch?v=PsUrZUz7esk</a></p> <p>Song- What's the time? - <a href="https://www.youtube.com/watch?v=RBvmO7NgUp0">https://www.youtube.com/watch?v=RBvmO7NgUp0</a></p> <p>Past and to - <a href="https://www.youtube.com/watch?v=3icBxO6Wjz0">https://www.youtube.com/watch?v=3icBxO6Wjz0</a></p> <p>Telling the time -</p>	<p>Discussion on Days of the Week and Months (Recapitulation)</p> <p>"Put the days/months in order"</p> <p>Calendar Activity</p> <p>Interdisciplinary (Festival)</p> <p>Difference between weather and season (Interdisciplinary)</p> <p>Importance of Time</p> <p>Time(discussion and recapitulation)</p> <p>Clay Clock</p> <p>My Daily Routine</p> <p>Chart</p> <p>Classification</p>		<p><b>*Observation</b></p> <p><b>*Worksheets</b></p> <p><b>*Activities</b></p>	<p>Students will.....</p> <p>*know names of months and the number of days in a month</p> <p>*tell in detail about the significance of weather, seasons, day / night / sunrise / sunset and how all of these follow a discipline in their time pattern</p> <p>*read the time to the hours and half hours and quarter</p> <p>* signify the position of the hands of a clock to show the given hours and minutes</p> <p>*make use of units of time – hours, minutes, days, months, weeks and years</p> <p>*make difference between events that occur at a.m. and p.m.</p> <p>*categorize activities which can be completed in seconds / minutes / hours/ months/ years</p> <p>*use the vocabulary related to time; correlating it with past, present and future events.</p>



					<a href="https://www.youtube.com/watch?v=GFVQLq-gg5s&amp;spfreload=10">https://www.youtube.com/watch?v=GFVQLq-gg5s&amp;spfreload=10</a> Asking and telling the time- <a href="https://www.youtube.com/watch?v=kuLt890cCVo">https://www.youtube.com/watch?v=kuLt890cCVo</a> Am. Pm- <a href="https://www.youtube.com/watch?v=xrwQIYmoYhs">https://www.youtube.com/watch?v=xrwQIYmoYhs</a> <a href="https://www.youtube.com/watch?v=7y1Q3GqRb7E">https://www.youtube.com/watch?v=7y1Q3GqRb7E</a> <a href="https://www.youtube.com/watch?v=ZiF0fHPf9TM">https://www.youtube.com/watch?v=ZiF0fHPf9TM</a> <b>Daily Routine-</b> <a href="https://www.youtube.com/watch?v=bVOLTiyX20">https://www.youtube.com/watch?v=bVOLTiyX20</a>				*emphasis the significance of time schedules to perform any task and hence to utilize time wisely.
ENGLISH	Conjunctions	<b>Specific Learning Objectives-</b> Students will be able to <ul style="list-style-type: none"> <li>identify and state the coordinating conjunction to connect words or sentences. (knowledge)</li> <li>Recognize and use conjunctions correctly in sentences. (knowledge, understanding &amp; application)</li> <li>Demonstrate correct use of conjunctions. (understanding &amp; application)</li> </ul> <b>Behavioral Objectives-</b> Students will be able to * apply standard grammar and usage to communicate clearly and effectively in writing. *understand that just like conjunctions they can also play an important role in connecting people.	<ul style="list-style-type: none"> <li>Listening</li> <li>Speaking</li> <li>Reading</li> <li>Writing</li> </ul>		Video practice sheet worksheet  <a href="https://youtu.be/ULew-IgW5sw">https://youtu.be/ULew-IgW5sw</a> <a href="https://youtu.be/vOIKBvDX_1k">https://youtu.be/vOIKBvDX_1k</a>	Discussion Sentence formation  Note-card activity		Note-card activity  <b>worksheet</b>	Students will- * identify the conjunctions with examples.  * understand that joining words (conjunctions) are used to join two different sentences.  * frame the sentences with correct usage of conjunctions.

HINDI	हिन्दी ऋतुएँ, महीने व दिन	<p>सामान्य उद्देश्य -</p> <ul style="list-style-type: none"> <li>➤ मात्राओं का सही प्रयोग करना सिखाना।</li> <li>➤ हिन्दी की ऋतुओं से परिचित कराना।</li> <li>➤ हिन्दी माह व दिनों के नामों से अवगत कराना।</li> <li>➤ हिन्द कैलेंडर के अनुसार भारतीय त्योहारों की सही जानकारी देना।</li> </ul> <p>व्यवहारिक उद्देश्य—</p> <ul style="list-style-type: none"> <li>➤ शब्द संपदा में वृद्धि करना।</li> <li>➤ स्वअधिगम की प्रवृत्ति को प्रोत्साहन देना।</li> <li>➤ राष्ट्रभाषा के प्रति सम्मान की भावना जाग्रत करना।</li> <li>➤ कविता के समूहगान के द्वारा मौखिक अभिव्यक्ति का विकास।</li> </ul>	<p>कौशल -</p> <p>वाचन श्रवण मनन लेखन अवलोकन</p>		<p>अभ्यासपत्रक, वीडियो, <a href="https://youtu.be/F3iGRs1ilDk">https://youtu.be/F3iGRs1ilDk</a> <a href="https://youtu.be/9xO3aIV73zw">https://youtu.be/9xO3aIV73zw</a> <a href="https://youtu.be/tjYAyluCcG8">https://youtu.be/tjYAyluCcG8</a></p>	<p>संक्षिप्त परिचय:- इसके माध्यम से विद्यार्थी ऋतु, दिन और महीनों के हिन्दी नामों को भी जानेंगे व अपने दैनिक जीवन में उनका प्रयोग करेंगे।</p> <p>गतिविधि:- विद्यार्थियों को कविता “हिन्दी ऋतुएँ” के माध्यम से हिन्दी ऋतुओं से परिचित कराया जाएगा। विद्यार्थी भावाभिव्यक्ति के साथ कविता पाठ करेंगे।</p>			<p>अधिगम उपलब्धि:-</p> <p>सही मात्रा का प्रयोग करने में सक्षम होंगे।</p> <p>हिन्दी ऋतुओं व महीनों के नाम जान सकेंगे।</p> <p>हिन्दू कैलेंडर व भारतीय त्योहारों के बारे में जानेंगे।</p> <p>शब्द भंडार में वृद्धि होगी।</p> <p>राष्ट्रभाषा का सम्मान करेंगे।</p> <p>मौखिक अभिव्यक्ति का विकास होगा।</p>
EVS	PEOPLE AND PLACES IN OUR NEIGHBOURHOOD	<p><b>Specific Learning Objectives-</b> Students will be able to</p> <ul style="list-style-type: none"> <li>➤ learn about people of the community in detail.– <b>[understanding]</b></li> <li>➤ recognize the different equipments used by community helpers.– <b>[knowledge &amp; understanding]</b></li> <li>➤ comprehend that how the people of community make our lives easier and more comfortable.– <b>[knowledge &amp; understanding]</b></li> <li>➤ understand as to how the society would get affected in their absence (strike, a day without helpers). – <b>[knowledge &amp; understanding]</b></li> </ul> <p><b>Behavioral Objectives-</b> Students will be able to</p> <ul style="list-style-type: none"> <li>➤ show respect towards various community helpers. (Thank you Card Making)</li> <li>➤ understand the value of team work.</li> <li>➤ treat all jobs equally.</li> </ul>	<p>Observation, Knowledge, Understanding &amp; Reasoning, Env. Sensitivity</p>	16 Peace, Justice and Strong Institutions (Activity 6)	Videos Objects	<p>1.Videos- <a href="https://www.youtube.com/watch?v=JBXauplJHr8&amp;feature=youtu.be">https://www.youtube.com/watch?v=JBXauplJHr8&amp;feature=youtu.be</a> (People) <a href="https://www.youtube.com/watch?v=ORGLQudvMWE">https://www.youtube.com/watch?v=ORGLQudvMWE</a> <a href="https://www.youtube.com/watch?v=apwiRl0sSRM&amp;feature=youtu.be">https://www.youtube.com/watch?v=apwiRl0sSRM&amp;feature=youtu.be</a>(Places)</p> <p>2. Role &amp; Tools 3. Importance of Community Helpers 4. Discussion - A Day without Helper (STRIKE) 5. Creating a Picture Dictionary 6. Guest visit/ Thank You Card Making 7. Role Play</p>	Guest visit/ Thank You Card Making	<p><b>*Observation</b></p> <p><b>*Worksheets</b></p> <p><b>*Activities</b></p>	<p>Students will-</p> <ul style="list-style-type: none"> <li>- recognize and identify the people and places of neighbourhood.</li> <li>- discuss the various facilities provided by the community helpers.</li> <li>- tell the name of the tools used by different community helpers.</li> <li>- realize the importance of helpers and value them.</li> <li>- develop the value of dignity of labour.</li> </ul>